


# Registration and Abstract Submission Guidance

**100** 1926-2026 **百年奋斗路 启航新征程**

**2026 International Conference of Physiological Sciences (ICPS2026)**  
*Commemorating the 100<sup>th</sup> Anniversary of CAPS*

Theme: Centenary Journey, New Voyage    Date: October 15–18, 2026    Venue: Capital International Convention Center, Beijing, China

 **中国生理学会**  
Chinese Association for Physiological Sciences

# TABLE OF CONTENTS

---

Registration

Page 1-11

Abstract  
Submission

Page 12-16

Conference  
Event

Page 17

# REGISTRATION

# STEP 1

- Visit to the conference official web  
<https://icps2026.scimeeting.cn>.
- Click the ‘Registration’ button.

Home Welcome Message Committees Program Abstracts **Registration** General Information Download

Home > Registration

**2026 International Conference of Physiological Sciences (ICPS2026)**  
*Commemorating the 100<sup>th</sup> Anniversary of CAPS*

Theme: Centenary Journey, New Voyage Date: October 15-18, 2026 Venue: Capital International Convention Center, Beijing, China


### Registration Fees

Please register with relevant payment before June 15, 2026. Advance registration is requested for participants who want to present their papers at the conference. Otherwise, their papers will not be included in the presentation program of the conference.

Conference Fees	Early Bird Registration by June 15, 2026	Standard Registration from June 15 - September 30, 2026	Onsite Registration
-----------------	---	--	---------------------

# REGISTRATION

# STEP 2

- Please pay attention to the contents in this registration page to understand the registration concerns policy.
- Click  button on the registration webpage to enter the registration system.

Home Welcome Message Committees Program Abstract **Registration** General Information Sponsorship Download

their papers will not be included in the presentation program of the conference.

Conference Fees	Early Bird Registration by June 15, 2026	Standard Registration from June 15 - September 30, 2026	Onsite Registration
Member	CNY 1800 / USD 260	CNY 2100 / USD 300	CNY 2400 / USD 340
Non-member	CNY 2000 / USD 290	CNY 2300 / USD 330	CNY 2600 / USD 370
Student Member	CNY 880 / USD 120	CNY 1000 / USD 140	CNY 1200 / USD 170
Student Non-member	CNY 980 / USD 140	CNY 1100 / USD 160	CNY 1300 / USD 190




The conference fee includes admission to all sessions as well as to the lunches and conference materials.

**Social Event**

- **Banquet:** CNY350 / USD70 per person

**Payment of Conference Fee**

After completing the online registration, select Credit Card / WeChat Pay / Alipay and complete the payment after the page jumps.

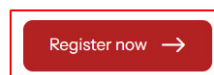
  

**Cancellation**

- If the registration cancellation made before June 15, 2026, no cancellation fee will be charged.
- If the registration cancellation made from June 15 to September 30, 2026, 50% of total paid registration fee will be charged as cancellation fee.
- The registration fee will be no refundable if the registration cancellation made after October 1, 2026.
- Additional bank handling fee will be borne by delegates for the refund.
- Any questions for cancellation or registration, please contact [icps2026@chinastargroup.com](mailto:icps2026@chinastargroup.com).

**Privacy Declaration**

The Privacy Policy applies to all information that ICPS2026 collects when you register for participation. The collected information is used for the conference organization ONLY.



# REGISTRATION

# STEP 3


- For International Delegates, click

[Click here for international participants >](#)

create your ICPS 2026 account.

- For Domestic Delegates from Chinese Mainland, click [新用户注册](#) to create your new account.

- If you had joined CAPS before you may have an account on the system, please click to [登录](#) log in to your account.



[← 返回首页](#)

[帮助中心](#)



### 系统用户登录

选择登录方式

[微信登录](#) [手机验证码登录](#) [账号密码登录](#)

请输入手机号

请输入手机验证码  [获取验证码](#)

记住账户 [找回密码?](#)

[登录](#)

[新用户注册](#)

[Click here for international participants >](#)

# REGISTRATION

# STEP 4



**2026 International Conference of Physiological Sciences (ICPS2026)**  
Commemorating the 100<sup>th</sup> Anniversary of CAPS  
Theme: Centenary Journey, New Voyage Date: October 15-18, 2026 Venue: Capital International Convention Center, Beijing, China

[返回登录页](#)

个人代表注册 \*为必填项

1 填写信息 2 提交表单

\* 手机号码  
请输入

\* 短信验证  
请输入手机验证码 [获取验证码](#)

\* 设置密码  
请输入  
密码必须是字母小写、数字、字母大写、特殊字符中任意两种组合，且不能少于8位!

\* 确认密码  
请输入

\* 真实姓名  
请输入

\* 姓的拼音

\* 技术职称  
 正高级  副高级  中级  初级  博士后  在读研究生  无

\* 专业  
请输入

\* 所属委员会  
 转化神经科学专业委员会  内分泌代谢专业委员会  应用生理学专业委员会  中医院校生理专业委员会  比较生理专业委员会  
 运动生理专业委员会  呼吸生理专业委员会  循环生理专业委员会  肾脏生理专业委员会  应激生理专业委员会  
 血液生理专业委员会  消化与营养专业委员会  疼痛转化研究专业委员会  生殖科学专业委员会  体适能研究专业委员会  
 基础生物学专业委员会  整合生理学专业委员会  中医药与脑稳态调控专业委员会  人体微生态专业委员会  
 自主神经生理专业委员会  干细胞生理专业委员会  血栓与止血专业委员会  衰老与健康生理专业委员会  
 教育信息化专业委员会  细胞和分子生理学专业委员会  脑节律专业委员会  虚拟仿真与人工智能专业委员会  教育工作委员会  
 急重症应用生理专业委员会  其他

请选择所属委员会

\* 是否特邀大会报告人、专题报告主持人或报告人  
 否  是

\* 是否学生  
 否  是

\* 验证码  
tuze



[同意协议并注册](#) [返回](#)

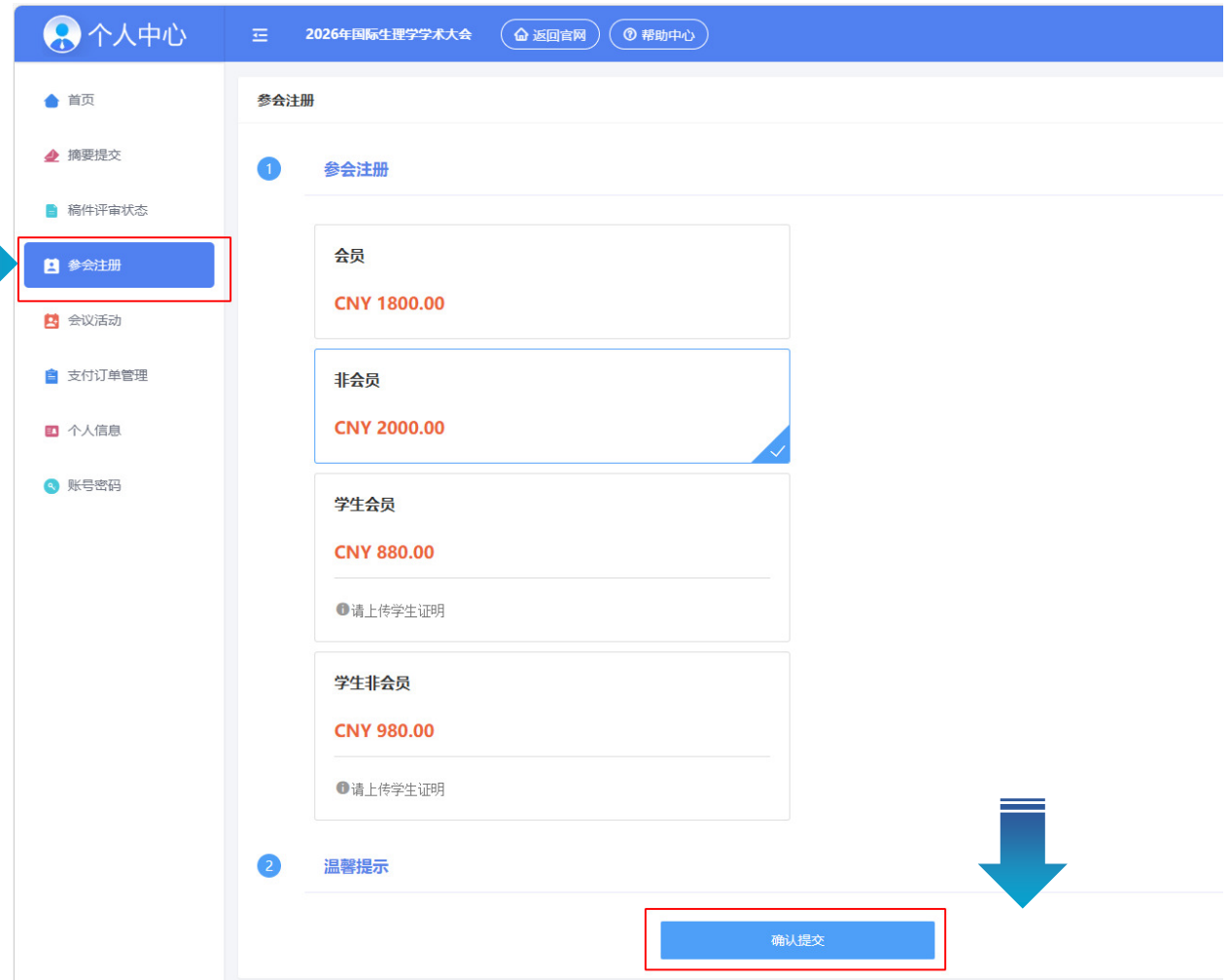
点击“同意协议并注册”表示您已阅读并同意 [《服务协议》](#)

- Fill in your personal Information. Kindly note that all fields marked with an asterisk (\*) are required.
- Click [同意协议并注册](#) at the bottom of this page to the next step.

# REGISTRATION

# STEP 5

- When you complete your basic information, you will enter your 'Personal Center'.
- Select your registration type and  to submit your registration selection
- If you quit the registration system for some reason, you could login your account and click registration  in your personal center to remake it.



The screenshot displays the 'Personal Center' (个人中心) interface for the 2026 International Physiological Academic Conference. The left sidebar contains navigation options: Home (首页), Abstract Submission (摘要提交), Paper Review Status (稿件评审状态), Registration (参会注册), Meeting Activities (会议活动), Payment Order Management (支付订单管理), Personal Information (个人信息), and Account Password (账号密码). The 'Registration' (参会注册) option is highlighted with a red box and a blue arrow. The main content area shows the 'Registration' (参会注册) step with four options:

- 会员 (Member): CNY 1800.00
- 非会员 (Non-member): CNY 2000.00 (selected with a checkmark)
- 学生会会员 (Student Member): CNY 880.00 (requires student ID upload)
- 学生非会员 (Student Non-member): CNY 980.00 (requires student ID upload)

A '温馨提醒' (Warm Reminder) section is visible below the options. At the bottom right, a 'confirm submission' (确认提交) button is highlighted with a red box and a blue arrow pointing downwards.

# REGISTRATION

# Fapiao



The screenshot shows a registration form for Fapiao. At the top left, there is a tab labeled "发票信息" (Invoice Information) with a blue "需要" (Required) toggle switch and a blue arrow pointing left. Below this, the form is divided into several sections:

- \* 发票类型:** (Invoice Type) with a radio button selected for "增值税普通电子发票" (VAT General Electronic Invoice).
- \* 单位类型:** (Unit Type) with a radio button selected for "单位(有税号)" (Unit (with tax ID)).
- \* 抬头名称:** (Invoicee Name) with a text input field containing "国合通用测试评价认证股份公司".
- \* 纳税人识别号:** (Taxpayer ID) with a text input field containing "91110116MA00H7RF3R".
- \* 收票人邮箱:** (Invoicee Email) with a text input field containing "j6812368shyl@163.com".

Below these fields is a section for "其他信息:" (Other Information) with a note: "如需将购方"地址与电话"、"开户银行与账号"自动展示在备注栏, 请勾选如有手动补充内容请填写在下方输入" (If you need to display the purchaser's address and phone number, opening bank and account number automatically in the remarks column, please check the box if you have manual supplementary content to fill in below). There are two checkboxes: "开户银行与账号" and "注册地址及电话", both of which are currently unchecked.

At the bottom, there is a section for "发票备注:" (Invoice Remarks) with a text area containing instructions: "该备注信息会展示在发票上, 请避免录入"顺丰", "加急", "合并", "尽快"等词汇, 否则开票审核时可能会被驳回. 建议不超过25个汉字或50个(数字+字母), 避免盖章的时候可能被压到. 如果您的抬头中已有购方地址、购方电话、购方开户行、购方银行账号, 则会自动拼接到发票备注中, 您无需额外填写." (This remark information will be displayed on the invoice, please avoid entering words like "SF Express", "urgent", "merge", "as soon as possible", etc., otherwise the invoice audit may be rejected. It is recommended to not exceed 25 Chinese characters or 50 (numbers + letters), to avoid being covered when stamping. If your invoice header already has the purchaser's address, phone number, opening bank, and bank account number, they will be automatically concatenated into the invoice remarks, and you do not need to fill in additional content).

At the bottom right, there are two buttons: "确认提交" (Confirm Submit) and "返回上一步选择注册类型" (Return to the previous step to select the registration type). The "确认提交" button is highlighted with a red box and a blue arrow pointing right.

For Domestic Delegate from  
Mainland China Only:  
Select **需要** in the 发票信息  
column, and then fill in your  
Fapiao Information before  
clicking **确认提交** .

# REGISTRATION

# STEP 6

个人中心

2026年国际生理学学术大会

返回官网

帮助中心

费用类型

费用类型: 非会员 CNY 2000.00\*1

费用金额: CNY 2,000.00 未付款

发票信息  不需要

确认提交

返回上一步选择注册类型

- Confirm your registration type and the registration fee.
- Click **确认提交** at the bottom of this page to the next step.

# REGISTRATION

# STEP 7

- Select your payment method.

## Online Payment – Recommended

- Domestic Delegates: ChinaUMS, Wechat and Alipay
- Please Select ‘PayEase’ 
- Click on Confirm  and follow the instructions on the next page.
- It is no available for International Delegate.

## Payment through Bank Wire Transfer

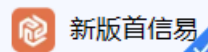
- This is not supported in ICPS2026

### 订单信息

商 户： 2026年国际生理学学术大会  
商户订单号： S0360H20260320112558-m34230-u16856903-R3o21704908  
订 单 信 息： 非会员  
金 额： CNY2,000.00

### 支付方式

线上支付



通过第三方支付平台首信易完成支付。

支付金额： **CNY2,000.00** 手续费： 0.00 手续费率： %



确认付款

# REGISTRATION

# STEP 8

**\* For Online Payment:**

- After completing the above steps, you can return to the Home Page of your Personal Center to check the payment status.
- Once your payment is received successfully, your payment status will be confirmed as 'Paid' automatically in 3 minutes.  
Then you have completed your registration.

**\* For Bank Wire Transfer Payment:**

- This is not supported in ICPS2026

## 注册缴费



注册号	注册费用类型	数量	注册费	支付状态
12	非会员-CNY -2000.00	1	CNY -2,000.00	已支付

# Abstract Submission

# STEP 1

The screenshot shows the 'Abstract Submission' page. A blue arrow on the left points to the '摘要提交' (Abstract Submission) button in the left sidebar. A blue arrow at the bottom points to the 'Start Submission' button at the bottom of the main content area. The page header includes '个人中心' (Personal Center), '2026年国际生理学学术大会' (2026 International Physiological Academic Conference), '返回官网' (Return to Official Website), and '帮助中心' (Help Center). The main content area has a breadcrumb trail: 'Submission Guidelines' > 'Authors' Information' > 'Paper Information' > 'Summary' > 'Success'. Below this is the 'Abstract Submission Guidelines' section with a list of instructions.

个人中心 2026年国际生理学学术大会 返回官网 帮助中心

首页 摘要提交 参会注册 会议活动 支付订单管理 个人信息 账号密码

Abstract Submission

Submission Guidelines > Authors' Information > Paper Information > Summary > Success

**Abstract Submission Guidelines**

- All abstracts must be submitted in English should not exceed 800 words. Each abstract should contain the following information: title, author's name, affiliated institutions, mailing address, email address, and postal code.
- The deadline for abstract submission is June 30, 2026. Submissions after this date will not be considered. Participants are required to register online and pay the registration fee prior to submitting their abstract. In the conference program book, only the name of the first author and the title of the abstract will be displayed. To maintain the high standard of presentations, authors are encouraged to submit original, unpublished scientific research. For the purpose of preserving the uniqueness of the research findings, abstracts will be compiled into the electronic proceedings without being presented publicly.
- Each participant, as the first author, is limited to one abstract submission.
- Upon approval by the scientific organizing committee, the conference secretariat will inform the authors who are then required to prepare posters. The poster must include the title, author's name, affiliated institutions, city and postal code, and should measure 90 cm wide and 120 cm high. The presenter are expected to display their posters and engage in discussions according to the assigned number in the designated area.

Start Submission

- Click Abstract Submission **摘要提交** to start your submission.
- After reading the Submission Guidelines, click the Start Submission **Start Submission** at the bottom of this page to the next step.

# Abstract Submission

# STEP 2

Fill in the authors' information as requested step by step.

- If you are the first author of the abstract, please select 'I'm the first author' to fill in the first author's information automatically.
- Click next **Next | Add Co-Authors** and then you can add information about other authors of your abstract.
- After filling in all the authors' information, click next **Next | Abstract Information** to the next step.

**Abstract Submission**

Submission Guidelines **Authors' Information** Paper Information Summary Success

I'm the first author. (Please check here, if you are the first author. Otherwise, please fill in the first author's information.)

Last Name\* Ce

First Name\* Shiyong

Name in Chinese\* 测试用


Institution\* Test Company

Institution in Chinese\* 测试用公司

Mobile\* 13534599920

E-mail\* j6812368shyl@163.com

[Back | Please read the Instructions to Authors](#) **Next | Add Co-Authors**



# Abstract Submission

# STEP 3

- Fill in your abstract information.
- Kindly note that all fields marked with an asterisk (\*) are required. And please kindly notice that the file type need to be doc or docx format.
- Click Next **Next | Summary** to make the final check of your abstract.

**Abstract Submission**

Submission Guidelines Authors' Information **Paper Information** Summary Success

Title\* Applied Physiology

Categories\* 03. Applied Physiology

Presentation Type\*  Speaker  Poster  
Please select "Speaker" for the invited speakers. For the other submissions, please select "Poster."

Attend best poster awards?\*  No  Yes

Upload Abstract\* [Select & Upload](#) [Download the template](#) [Update](#)

Upload is now completed! << [Click to Preview](#) >>  
Upload Successfully  
Upload file type: doc, docx

[Back | Authors' Information](#) **Next | Summary**

# Abstract Submission





# STEP 4

- Check the information about your abstract. If you want to modify it, you could click back to return to the previous step.
- Click Next to save your abstract in the submission system.

The screenshot shows the 'Abstract Submission' page for the '2026年国际生理学学术大会'. The navigation bar includes '返回官网' and '帮助中心'. The progress bar shows four steps: 'Submission Guidelines', 'Authors' Information', 'Paper Information', and 'Summary' (the current step), followed by 'Success'. The 'Presentation Type' is 'Poster' and the 'Categories' are '03. Applied Physiology'. The abstract title is 'Applied Physiology' by 'Shiyong Ce \*' from 'Test Company'. Below the abstract information, there is a link 'Upload Abstract: Click here to view'. At the bottom, there are two buttons: 'Back | Abstract Information' and 'Next | Submit Abstract', with the latter highlighted by a red box and a blue arrow pointing upwards.

# Abstract Submission

# STEP 5

- You have completed your abstract submission.
- If you want to modify, delete, and view your submitted abstract(s), please click    for further operation.
- You also can check the abstract selection result in your personal center when the result is available through the button  稿件评审状态 .in your personal center.



个人中心

2026年国际生理学学术大会

返回官网 帮助中心

测试用

稿件评审状态

点击提交稿件

分类	题目	第一作者	提交状态	操作
03. Applied Physiology	Applied Physiology	测试用 Shiyong Ce	已完成	  

< 1 > 到第 1 页 确定 共1条 10条/页

# Conference Event

- The conference is going to organize a networking dinner to facilitate in-depth discussions among attendees and speakers. You can reserve your spot through the Conference Event **会议活动** section in your personal account.
- Payment for the dinner can be made by PayEase.



# International Conference of Physiological Sciences

Thank you for registering for ICPS 2026. We look forward to welcoming you in Beijing!

Website: [www.icps2026.scimeeting.cn](http://www.icps2026.scimeeting.cn)

Contact: [icps2026@chinastargroup.com](mailto:icps2026@chinastargroup.com)

**ICPS 2026 Secretariat**