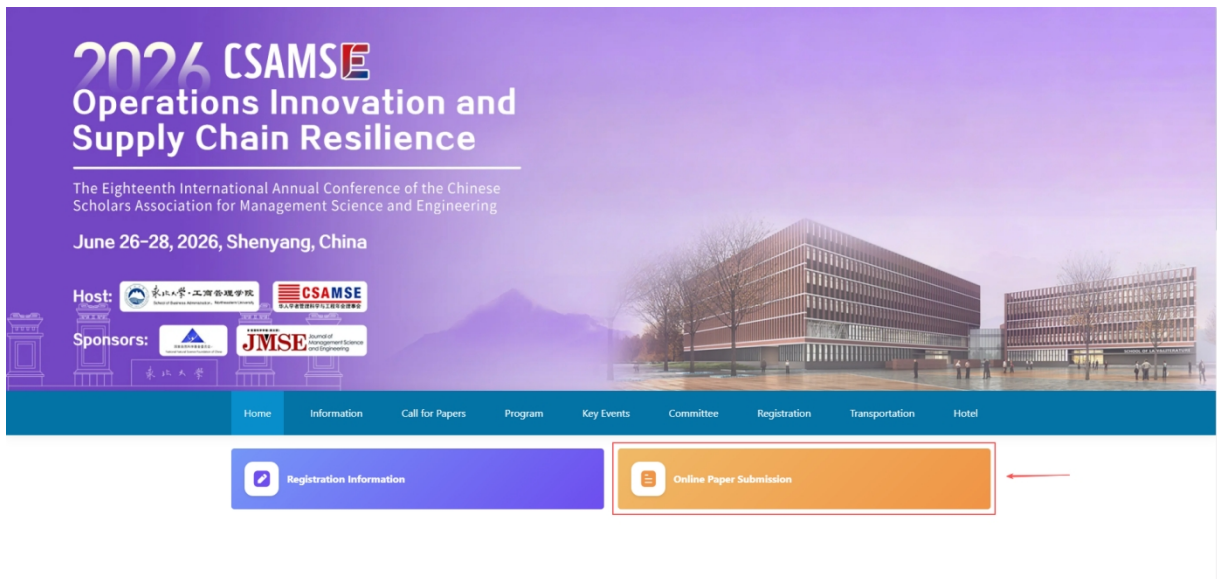


# Guideline for Best Paper Award Submission

## Step 1. Register

1. Find conference website <https://csamse2026.scimeeting.cn/>, click the "Online Paper Submission" button on the homepage.



2. Register and log in the webpage.

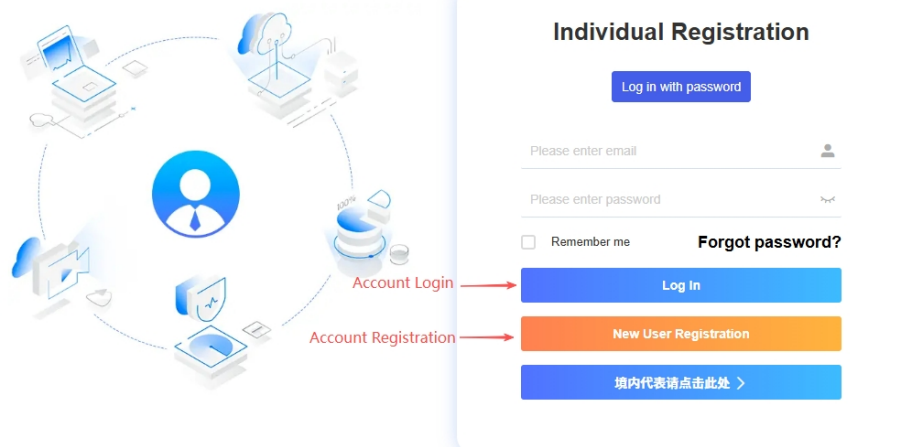
### 2.1 Outside of the Chinese Mainland

#### The Eighteenth International Annual Conference of the Chinese Scholars Association for Management Science and Engineering

Conference Date : June 26 - 28, 2026

Location : Shenyang, China

[← Back to Homepage](#)



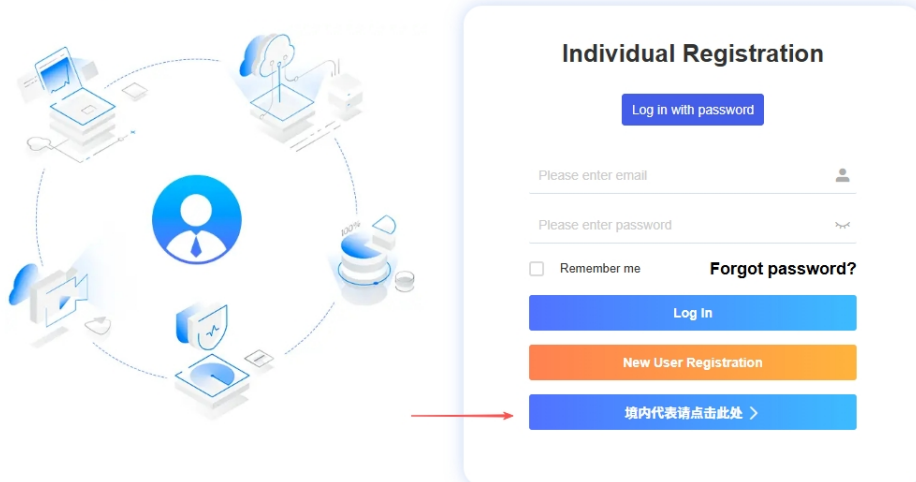
## 2.2 Mainland of China

### The Eighteenth International Annual Conference of the Chinese Scholars Association for Management Science and Engineering

Conference Date : June 26 - 28, 2026

Location : Shenyang, China

← Back to Homepage



The image shows a web interface for 'Individual Registration'. On the left is a circular graphic with icons for a laptop, a person, a 3D bar chart, a document, and a tablet. A red arrow points from this graphic to the registration form. The form has a title 'Individual Registration' and a 'Log in with password' button. Below are input fields for 'Please enter email' and 'Please enter password'. There is a 'Remember me' checkbox and a 'Forgot password?' link. At the bottom are three buttons: 'Log In' (blue), 'New User Registration' (orange), and '境内代表请点击此处 >' (blue).

### 第十八届华人学者管理科学与工程国际年会

会议时间：2026年06月26-28日

会议地点：中国沈阳

← 返回首页

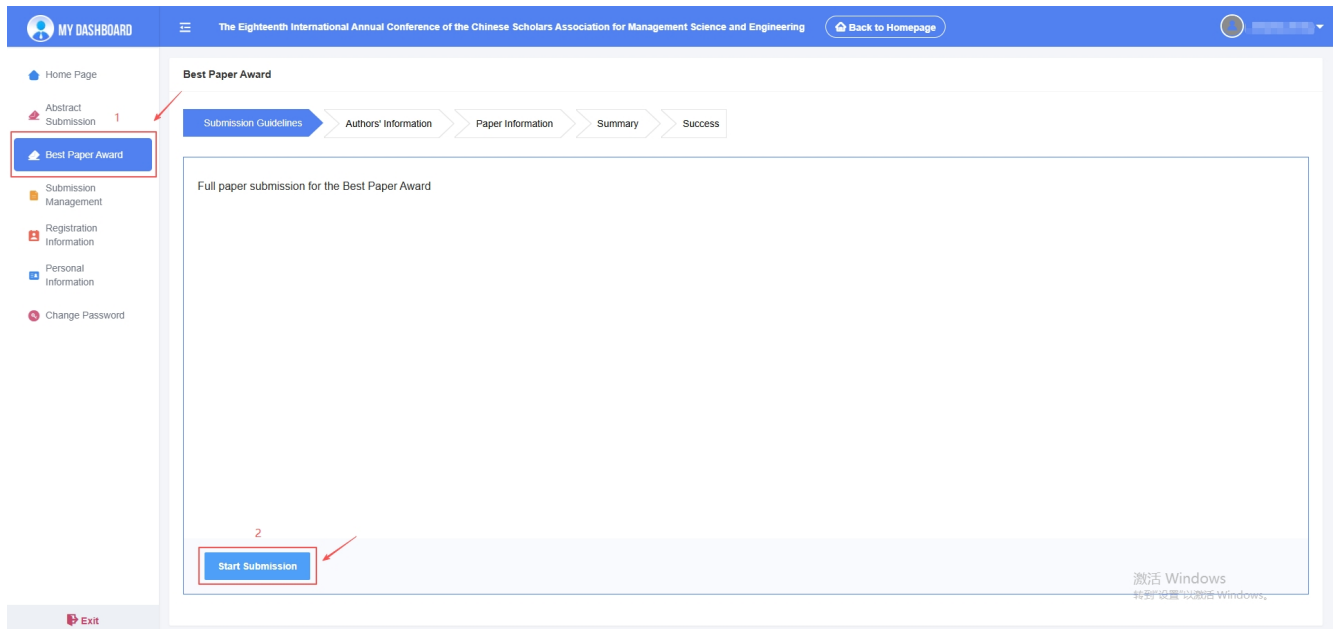
帮助中心



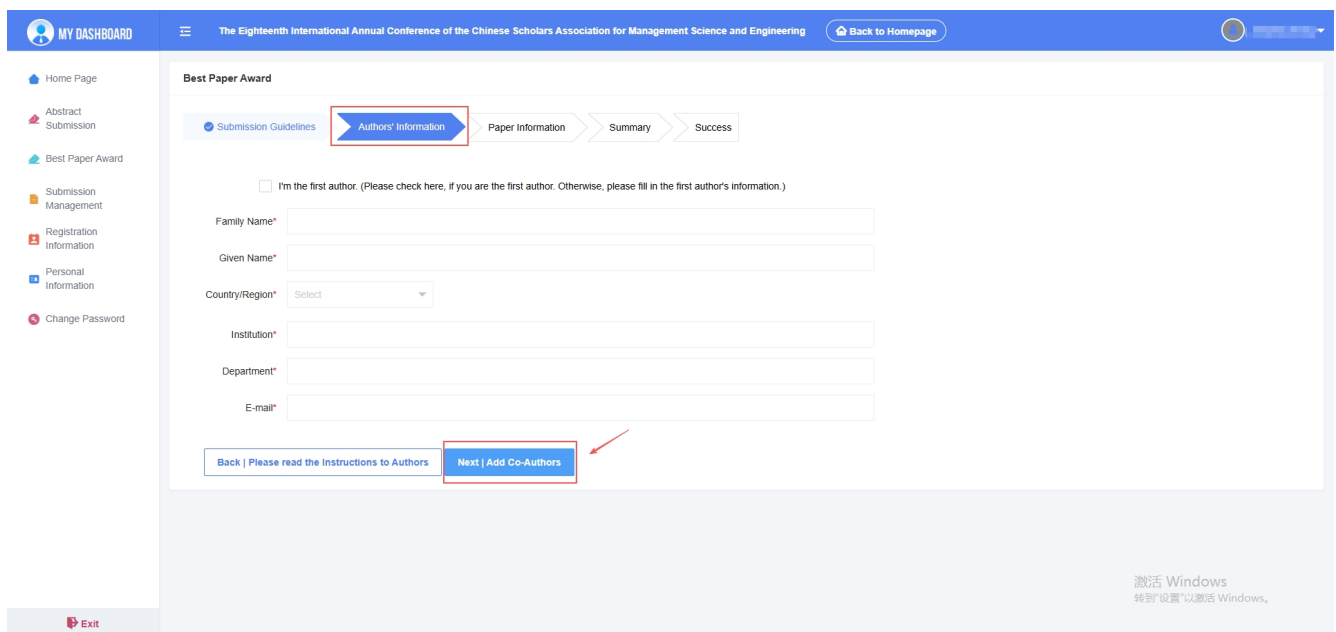
The image shows a web interface for 'System User Login'. On the left is a circular graphic with icons for a laptop, a person, a 3D bar chart, a document, and a tablet. Two red arrows point from this graphic to the login form, labeled 'Account Login' and 'Account Registration'. The form has a title '系统用户登录' and a '选择登录方式' (Select login method) section with three buttons: '微信登录' (WeChat login), '手机验证码登录' (Mobile verification code login), and '账号密码登录' (Account and password login). Below are input fields for '请输入手机号' (Please enter mobile number) and '请输入手机验证码' (Please enter mobile verification code), with a '获取验证码' (Get verification code) button. There is a '记住账户' (Remember account) checkbox and a '找回密码?' (Forgot password?) link. At the bottom are three buttons: '登录' (Login) (blue), '新用户注册' (New user registration) (orange), and 'Click here for international participants >' (blue).

## Step 2. Submit Your Abstract

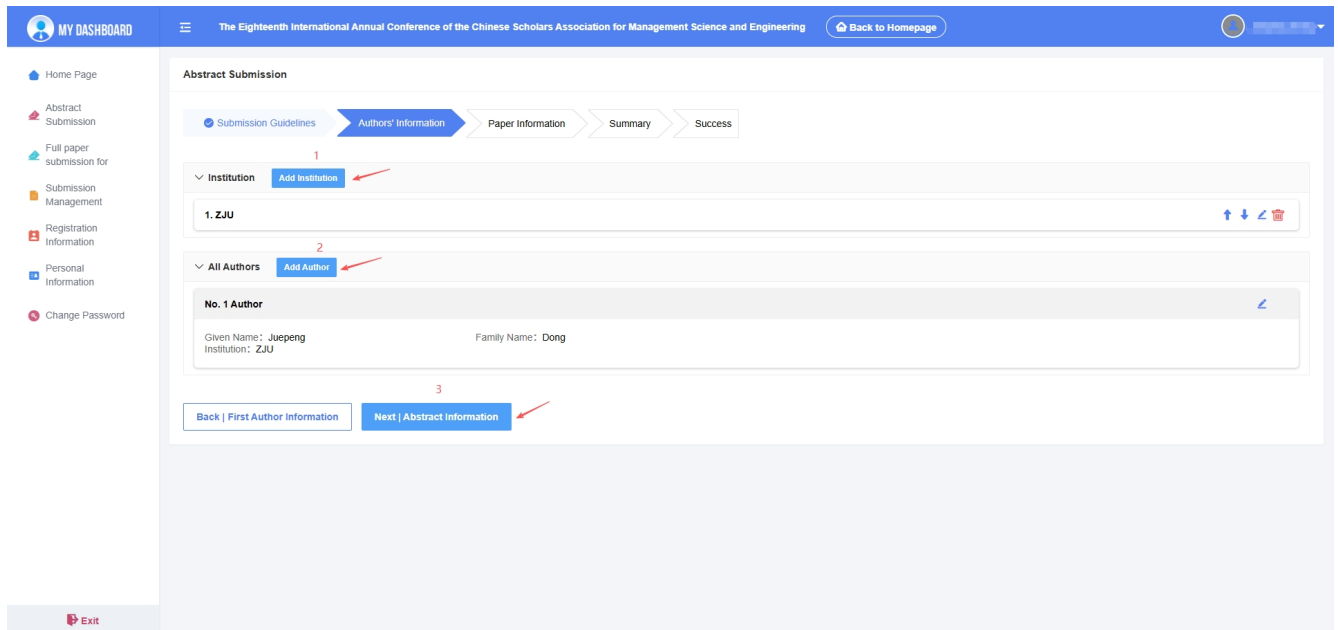
1. Click "Abstract Submission", then click "Start Submission".



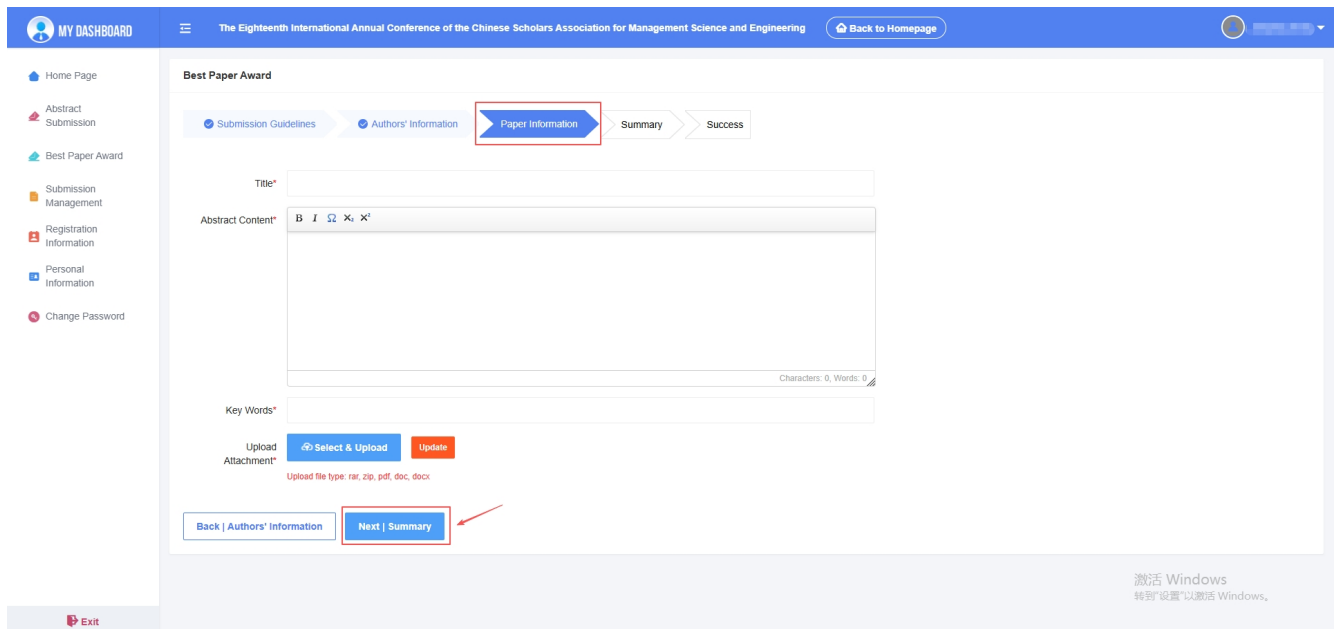
2. Enter author information, then click "Next|Add Co-Authors"



3. To add co-authors, first click "Add Institution" to enter the institution information, then click "Add Author" to add the author. Once completed, click "Next | Abstract Information".



4. Enter the paper information on the Paper Information page, and click "Next | Summary" after completion.





6. After confirming that all information is correct, click "Next | Submit Abstract" to submit. Once submitted, the paper is complete and cannot be modified further.

