

08:00-08:30 Opening ceremony

Moderator: Chen Zhong

08:30-10:00 Keynote speech

Moderator: Chen Zhong

- 08:30-08:48 Application of autologous kidney transplantation in vascular surgery Wang Shenming
- 08:48-09:06 the original intention remains unchanged from generation to generation in the past 16 years, we overcoming difficulties and embarking on a new journey in the past 5 years Chen Zhong
- 09:06-09:24 Development, evidence and advantages of transcrotid arterial revascularization (TCAR) Fu Weiguo
- 09:24-09:42 Medical innovation: Long as the journey is, we will reach our destination if we stay the course; difficult as the task is, we will get the job done if we keep working at it Guo Wei
- 09:42-10:00 Progress of minimally invasive surgery for carotid stenosis Wayne Zhang

10:00-12:00 Aortic diseases (aortic arch diseases)

Moderator: Guo Wei

Comments: Dong Honglin Wu Jidong Qin Xiao Liu Bing Li Xiaodong

- 10:00-10:40  **live case:** TEVAR
Chen Zhong, Tang Xiaobin Beijing Anzhen Hospital, Capital Medical University
- 10:00-10:40  **live case:** TEVAR Wang Lixin, Pan Tianyue, Kan Qingyuan, Fu Weiguo
Zhongshan Hospital, Fudan University
- 10:40-10:48 Diagnosis and treatment of retrograde type A dissection after TEVAR in type B dissection Ge Xiaohu
- 10:48-10:56 Endovascular repair of aortic arch lesions completely through femoral artery Wayne Zhang
- 10:56-11:04 Strategies and skills of PMSG in the treatment of aortic arch disease Wang Lixin
- 11:04-11:12 Clinical research progress of branch reconstruction in the treatment of aortic arch lesions Dai Xiangchen
- 11:12-11:20 Treatment of complex type A dissection Gong Kunmei
- 11:20-11:28 Endovascular treatment of aortic arch disease with a novel three branch graft Lu Qingsheng
- 11:28-11:36 Endovascular treatment of acute aortic syndrome with complex variation of supraaortic arch arteries Tian Hongyan
- 11:36-11:44 Endovascular treatment of aortic arch lesions Zhou Weimin
- 11:44-11:50  **Record case:** TEVAR
Guo Wei, Zhang Hongpeng The First Medical Center of Chinese PLA General Hospital
- 11:50-12:00 Comments and discussions


13:30-15:30 Brachiocephalic artery diseases (focus problems of carotid artery lesions)

Moderator: Chen Zhong

Comments: Wang Feng Yu Guanfeng Li Lei Yi Wei Luo Yudong

- 13:30-14:05  **live case:** Endovascular treatment of carotid artery disease
Jia Xin, Zhang Minhong The First Medical Center of Chinese PLA General Hospital
- 13:30-14:05  **live case:** Open Surgery treatment of carotid artery disease
Guo Daqiao, Tang Xiao, Tang Hanfei Zhongshan Hospital, Fudan University
- 14:05-14:13 Carotid endarterectomy and modified procedure: a report of 100 cases Liu Changwei
- 14:13-14:21 Application of Intraoperative monitoring in carotid endarterectomy Wang Bing






- 14:21-14:29 The whole process management of carotid stenosis treatment from the latest guidelines
Liu Jianlin
- 14:29-14:37 A 15 year retrospective analysis of bilateral carotid artery stenosis complicated with coronary heart disease in a single center
Yang Yaoguo
- 14:37-14:45 Can CAS be performed for severe calcified carotid stenosis?
Guo Mingjin
- 14:45-14:53 Application of braided stent in carotid artery disease
Song Yan
- 14:53-15:01 Treatment options for carotid atherosclerotic stenosis
Zhu Ting
- 15:01-15:09 Clinical evaluation and method selection of chronic internal carotid artery occlusion
Shi Weihao
- 15:09-15:17 CAS risk prediction and stent selection of complex carotid artery stenosis
Feng Jun
- 15:17-15:23  **Record case:** Endovascular treatment of in stent restenosis of anonymous artery with balloon expandable covered stent
Yang Yaoguo, Wang Shuo, Rong Zhihua Beijing Anzhen Hospital, Capital Medical University
- 15:23-15:30 Comments and discussions

15:30-17:30 Lower extremity arterial diseases (aortoiliac arterial lesions)

Moderator: Li Yongjun

Comments: Hao Bin Zhao Jun Shen Chenyang Chen Yuexin
Zhang Shiyi

- 15:30-16:10  **live case:** Endovascular treatment of aortoiliac arterial lesion
Kou Lei, Zhou You Beijing Anzhen Hospital, Capital Medical University
-  **live case:** Endovascular treatment of lower extremity arterial occlusion
Jiao Junhao, Lin Changpo Zhongshan Hospital, Fudan University
- 16:10-16:18 The establishment of the second thrombolytic time window and the treatment strategy of aortoiliac artery occlusion
Zhang Fuxian
- 16:18-16:26 Selection of endovascular reconstruction of aortoiliac artery occlusion
Bao Junmin
- 16:26-16:34 Application of CERAB technique in aortoiliac artery occlusion
Li Hailei
- 16:34-16:42 A single center retrospective analysis of aortoiliac artery kissing stents
Luo Xiaoyun
- 16:42-16:50 Real world report of balloon expandable stent in aortoiliac artery occlusion (mid-term follow-up)
Yuan Ding
- 16:50-16:58 Selection of endovascular treatment instruments for aortoiliac artery occlusion
Yang Hongyu
- 16:58-17:06 Treatment experience of iliac artery occlusive disease in primary hospital
Cheng Guobing
- 11:44-11:50  **Record case:** Endovascular treatment of Lower extremity arterial occlusion
Ma Xiaohui The First Medical Center of Chinese PLA General Hospital
- 17:12-17:30 Comments and discussions

08:30-10:00 Venous diseases: VTE

Moderator: Zhang Lan Kou Lei Lv Bonan Zhang Xianlan

Comments: Di Changan Zhu Huagang Shi Tianxiong Xu Xin
Huang Yuhuan

| | | |
|-------------|--|---------------|
| 08:30-08:38 | Treatment of filter related vena cava and iliac vein occlusion | Liu Jianlong |
| 08:38-08:46 | Prediction model of PTS risk in DVT patients treated with anticoagulation therapy alone | Yang Tao |
| 08:46-08:54 | Treatment of lower extremity deep venous thrombosis: timing and strategy | Qi Lixing |
| 08:54-09:02 | Risk factors and treatment of pulmonary embolism caused by intermuscular venous thrombosis | Zhang Tianhua |
| 09:02-09:10 | Valuing popliteal vein thrombectomy to reduce the incidence of PTS | Ai Wenjia |
| 09:10-09:18 | Globalization exploration and process of Sijun vein center of Dr. Smile Medical Group | Zhang Qiang |
| 09:18-09:26 | A new study on the predictive effect of the new six tests of thrombus on thrombosis and bleeding | Xing Tong |
| 09:26-09:34 | A study of the course of anticoagulation treatment after iliac vein stent implantation | Huang Wen |
| 09:34-09:42 | Strategy and thinking of endovascular treatment of different iliofemoral vein occlusion lesions | Ding Jinhui |
| 09:42-10:00 | Comments and discussions | |

10:00-12:00 Lower extremity arterial diseases (femoropopliteal arterial lesions 1)

Moderator: Bao Junmin

Comments: Ju Shang Luo Canhua Dang Yongkang Huang Xiaojin
Liu Li

| | |
|-------------|--|
| 10:00-10:30 |  live case: Endovascular treatment of lower extremity arterial occlusion Xiong Jiang, Zhu Yating The First Medical Center of Chinese PLA General Hospital |
| 10:30-10:38 | Selection of applications for different volume reduction devices Wang Sheng |
| 10:38-10:46 | How to do well in femoral popliteal artery endovascular treatment within DRG policy Jiang Junhao |
| 10:46-10:54 | A sharing about DEC treatment strategies for long segment CTO lesions of lower extremity arteries Liu Xiaobing |
| 10:54-11:02 | Techniques and methods for treatment of common femoral artery lesions Li Hailei |
| 11:02-11:10 | Strategy and practice of endovascular treatment for femoral popliteal artery stent occlusion Shi Zhenyu |
| 11:10-11:18 | Treatment strategy and complication management of iliac artery combined with superficial femoral artery disease Li Lei |
| 11:18-11:26 | Interventional therapy strategy of lower extremity artery within DRG/DIP policy Cheng Jun |
| 11:26-11:34 | Long term benefits of covered stent and DCB in the treatment of femoral popliteal artery occlusion Yang Lin |
| 11:34-11:40 |  Record case: Recanalizing catheter and volume reduction in the treatment of long segment superficial femoral artery re-occlusion Wang Sheng, Yang Liao, Liu Shuo Beijing Anzhen Hospital, Capital Medical University |
| 11:40-11:46 |  Record case: Volume reduction combined with remedial stent for complex ISR Si Yi, Guo Baolei, Ding Yong Zhongshan Hospital, Fudan University |
| 11:46-12:00 | Comments and discussions |



13:30-15:45 Lower extremity arterial diseases (femoropopliteal arterial lesions 2)

Moderator: Dai Xiangchen


Comments: Gu Hongbin Yang Miao Luo Mingyao Zhang Yan
Gao Xiang

- 13:30-14:00  **live case:** Endovascular treatment of lower extremity arterial occlusion
Wang Sheng, Yang Liao, Liu Shuo Beijing Anzhen Hospital, Capital Medical University
- 14:00-14:08 The new therapeutic concept of CLTI:woundsome Guo Lianrui
- 14:08-14:16 Results of 24-month follow-up of intravascular therapy in patients with intermittent claudication Ye Meng
- 14:16-14:24 Strategy and results of intracavitary treatment of grade C&D femoral popliteal artery disease Jia Xin
- 14:24-14:32 Recognition-Status of balloon dilatation in lumen preparation for lower extremity arterial disease Cao Wendong
- 14:32-14:40 Status and clinical application of distal lower extremity bypass surgery in endovascular surgery era Yue Jianing
- 14:40-14:48 Management of femoral artery pseudoaneurysm Chen Quan
- 14:48-15:56 Application of ultrasound guidance in lumen treatment of lower extremity arterial occlusion Yuan Shifang
- 15:56-15:04 Case sharing of severe PAD anticoagulation application Du Liping
- 15:04-15:10  **Record case:** Cerab technique in the treatment of aortoiliac arterial lesion
Kou Lei, Zhou You Beijing Anzhen Hospital, Capital Medical University
- 15:10-15:16  **Record case:** Endovascular treatment of Lower extremity arterial occlusion
Xiong Jiang The First Medical Center of Chinese PLA General Hospital
- 15:16-15:22  **Record case:** Endovascular stenting angioplasty for lower extremity arterial occlusion
Jiang Junhao, Lin Changpo Zhongshan Hospital, Fudan University
- 15:22-15:45 Comments and discussions

15:45-17:45 Endovascular treatment of abdominal aortic diseases 1

Moderator: Fu Weiguo

Comments: Li Ming Jin Hui Guo Mingjin Zhang Tao Yue Jianing
Liu Zhao


- 15:45-16:15  **live case:** EVAR
Guo Wei, Zhang Hongpeng The First Medical Center of Chinese PLA General Hospital
- 16:15-16:23 Selection of different visceral artery reconstruction methods for thoracic and abdominal aortic aneurysms Chang Guangqi
- 16:23-16:31 Selection and technique of modified stent for juxtarenal abdominal aortic aneurysm Wang jinsong
- 16:31-16:39 Experience of hybrid surgery for thoracoabdominal aortic aneurysm Meng Qingyuo
- 16:39-16:47 Evaluation and management of neck angulation during EVAR surgery Li Qingle
- 16:47-16:55 The main problems in the treatment of complex cervical abdominal aortic aneurysms with stents in vitro pre-fenestration Liu Yong
- 16:55-17:03 Experience in the application of vitro fenestration technique in the treatment of abdominal aortic cavity Cai Fanggang
- 17:03-17:11 Application of 3D printing assisted technology in endovascular treatment of thoracic and abdominal aortic aneurysms Liu Zhao

- 17:11-17:19 Experience of intracavitary treatment of abdominal aortic aneurysms with proximal adverse neck tumors Wan Jia
- 17:19-17:27 EVAR management strategy for complex cervical abdominal aortic aneurysm Gao Yong
- 17:27-17:33  **Record case:** Endovascular repair of abdominal aortic aneurysm with bilateral iliac aneurysms
Yang Yaoguo, Wang Shuo, Rong Zhihua Beijing Anzhen Hospital, Capital Medical University
- 17:33-17:39  **Record case:** EVAR
Guo Daqiao, Si Yi, Tang Hanfei Zhongshan Hospital, Fudan University
- 17:39-17:45 Comments and discussions

**08:30-10:00 Innovation and Conversion of Vascular Surgery****Moderator:** Dai Xiangchen Guo Lianrui Yang Min Chen Yuexin**Comments:** Ouyang Chenxi Zhang Zheng Li Qingle Deng Hongping
Li Zilun

- 08:30-08:38 The application of carbon dioxide imaging machine Chen Zhong
- 08:38-08:46 The FIM study of a novel modular three-branch stent for treatment of aortic arch lesions
Zuo Jian
- 08:46-08:54 Aortic in situ fenestration device Zhang Xuemin
- 08:54-09:02 Opportunities and directions for clinical research from the latest guidelines Li Lei
- 09:02-09:10 Application and prospect of robotic surgical system in vascular surgery Hao Yingxue
- 09:10-09:18 Design and innovation of domestic iliac vein stent Zhu Yunfeng
- 09:18-09:26 Innovative technology and device treatment of aortic arch disease experience sharing
Hu Jia
- 09:26-09:34 The design innovation of venous stent from the treatment demand of left brachiocephalic vein occlusion
Dai Li
- 09:34-09:42 Smart tools make complexity simple Yang Chao
- 09:42-09:50 The creation and prospect of domestic vascular interventional therapy equipment
Li Maoquan
- 09:50-10:00 Comments and discussions


10:00-11:00 Venous diseases (varicose veins)**Moderator:** Jiang Jingsong Guo Shuguang**Comments:** Zhu Yuefeng Du Liping Niu Luyuan

- 10:00-10:08 Status and prospect of minimally invasive techniques for lower limb varicose veins
Mei Jiakai
- 10:08-10:16 Update and progress of lower limb varicose vein guidelines 2024 Wang Changming
- 10:16-10:24 Anatomical characteristics and management principles of small saphenous vein and pathologic perforating branch
Dang Yiping
- 10:24-10:32 Progress in the treatment of venous ulcer of lower extremity Li Hali
- 10:32-10:40 Application value of transdermal suture technique in varicose veins of lower extremities
Meng Qingyi
- 10:40-10:48 Reflections on iliac vein compression in varicose veins He Nan
- 10:48-10:53  **Record case:** Radiofrequency closure of great saphenous vein under local anesthesia(ZYLOX Swanradio-frequency catheter)
Jiang Jingsong, Yu Cong Zhejiang Provincial People's Hospital
- 10:53-11:00 Comments and discussions

11:00-12:00 Venous diseases (varicose veins)**Moderator:** Mei Jiakai Wang Changming**Comments:** Meng Qingyi He Nan Li Hali

- 11:00-11:08 How do we greet the age of glue in lower limb varicose vein treatment Jiang Jingsong
- 11:08-11:16 Two different management models for varicose vein day surgery Zhu Yuefeng
- 11:16-11:24 Minimally invasive treatment of varicose veins under simplified assessment
Niu Luyuan
- 11:24-11:32 Treatment of pathologic perforating branches Shao Jialin
- 11:32-11:40 Attention should be paid to the diagnosis and treatment of lower limb varicose veins caused by non-saphenous vein reflux
Guo Shuguang
- 11:40-11:48 Treatment of varicose veins with modified intracavitary guide wire assisted catheter stripping combined with sclerotherapy
Xia Yin

11:48-11:53

 **Record case:** Radiofrequency closure of great saphenous vein(Closure-Fast radio-frequency catheter)

He Nan Beijing Anzhen Hospital, Capital Medical University

11:53-12:00

Comments and discussions

13:30-14:55 Aortic diseases (focus on hot issues 1)

Moderator: Shu Chang Li Xiaoqiang Liu Bao Lu Wei

Comments: Liu Hui Zhou Weizhong Si Yi Yang Bin Yuan Ping

13:30-13:38

The influence of preoperative planning on the treatment of aortic dissection Chen Bing

13:38-13:46

Challenges and strategies in endovascular treatment of acute complex Stanford B dissection Zhang Jian

13:46-13:54

Discussion on endovascular treatment of thoracoabdominal aortic aneurysm and dissection Tang Jingdong

13:54-14:02

In situ fenestration with soft head of CTO guide wire was used to treat aortic lesions involving LSA Li Zilun

14:02-14:10

Intracavitary repair of distal aortic dissection rupture data analysis for 5 years singlecenter study Cui Chi

14:10-14:18

Cervical lock bypass+transposition of vertebral artery to repair aortic arch dissection Fang Kun

14:18-14:26

Application of different ways of reconstructing different types of superior branches of the aortic arch in Tevar treatment Zhang Hong

14:26-14:34


Treatment and thinking of intracavitary isolation abdominal aortic aneurysm with vena cava fistula(ACF) Jiang Lanshan

14:34-14:40

 **Record case:** Treatment of aortic arch ulcer with CTO guidewire assisted in situ fenestration

Wang Sheng, Yang Liao, Liu Shuo Beijing Anzhen Hospital, Capital Medical University

14:40-14:46

 **Record case:** Treatment of aortic arch lesions with a new type of aortic stent

Zhang Wei, Hu Jia Chinese Institutes for Medical Research, Beijing; Beijing Anzhen Hospital, Capital Medical University & West China Hospital, Sichuan University

14:46-14:55

Comments and discussions

14:55-16:10 Aortic diseases (focus on hot issues 2)

Moderator: Zheng Yuehong Zhang Hongkun Zhang Wangde Li Wei

Comments: Chen Bing Zhang Jian Shi Zhenyu Zhao Yongbo

14:55-15:03

Technique and consideration of visceral branch reconstruction during complete endovascular repair of thoracic and abdominal aorta Wang Wei

15:03-15:11

Low Profile Graft For The Daily Practice Fernandez Noya

15:11-15:19

Clinical application of double 3D technique in the reconstruction of visceral branches in complex abdominal aortic luminal repair Hou Peiyong

15:19-15:27

Diameter reduction technique pre-fenestration combined with in situ fenestration technique for the treatment of thoracic and abdominal aortic diseases Lu Huijun

15:27-15:35

Significance of stent-neck physical forces in stent positioning in EVAR surgery Tian Ye


15:35-15:43

Medical protein glue closure of the false lumen of aortic dissection case experience sharing Chen Yikuan

15:43-15:51

Discussion of IBD technical details Yang Chenyu

15:51-15:57

 **Record case:** Endovascular treatment of aortic arch aneurysm by extracorporeal fenestration stent reconstruction of three branches of aortic arch

Fu Weiguo, Wang Lixin, Yue Jianing Zhongshan Hospital, Fudan University

15:57-16:03

 **Record case:** 34

Guo Wei, Ma Xiaohui The First Medical Center of Chinese PLA General Hospital


16:03-16:10

Comments and discussions

**08:30-10:30 Visceral vascular diseases 1****Moderator: Zhang Xiwei Wu Weiwei He Ju Zhang Lei****Comments: Jin Bi Wu Zhangmin Chen Bin Guan Qiang**

- 08:30-08:38 New Frontiers in Vascular Surgery: Renal Artery Denervation Qin Feng
- 08:38-08:46 Interventional Treatment of Challenging Cases of Budd-Chiari Syndrome Zu Maoheng
- 08:46-08:54 Endoluminal Treatment Strategies for Splenic Artery Aneurysms Huang Jianhua
- 08:54-09:02 Advances in the Diagnosis and Treatment of Budd-Chiari Syndrome Bian Ce
- 09:02-09:10 Exploration of Multidisciplinary Treatment for Mesenteric Ischemia Wu Weiwei
- 09:10-09:18 Hemodynamics Analysis and Endovascular Treatment of Isolated Superior Mesenteric Artery Dissection: Single-Center Prospective Midterm Results Wu Ziheng
- 09:18-09:26 Single-Center Experience and Literature Review on the Treatment of Isolated Superior Mesenteric Artery Dissection Wang Guoquan
- 09:26-09:34 Interventional Treatment of Gastrointestinal Bleeding Zhou Yubin
- 09:34-09:42 The Road to TIPS for Vascular Surgeons Guan Sheng
- 09:42-09:50 The Latest Diagnostic Standards and Advances in Interventional Treatment of Pelvic Congestion Syndrome Cui Jingguo
- 09:50-09:58 Economic Sandwich Technique for the Treatment of Pelvic Vein Disease (PeVD) Xu Yiming
- 09:58-10:06 New Insights into Pelvic Vein Disease (PeVD) Zhou Zhiwei
- 10:06-10:12  **Record case:** Treatment of aneurysm at the start of renal artery by fenestration stent
Tang Xiaobin, He Nan, Zhang Tengfei Beijing Anzhen Hospital, Capital Medical University
- 10:12-10:18  **Record case:** Treatment of visceral artery disease
Ma Xiaohui, Xu Yongle The First Medical Center of Chinese PLA General Hospital
- 10:18-10:24  **Record case:** Treatment of multiple renal aneurysms with coil embolization and covered stent implantation
Zhu Ting, Luo Jianjun, Fang Yuan Zhongshan Hospital, Fudan University
- 10:24-10:30 Comments and discussions

10:30-12:00 Vascular malformation, lymphatic diseases and diabetic foot**Moderator: Ye Zhidong Luo Xiaoyun Zhang Xiujun Zhao Liang****Comments: Ma Xiaohui Zhang Jie Ai Wenjia Chang Yaowen Gao Zhong**

- 10:30-10:38 Update and interpretation of the interdisciplinary PAD guidelines in the latest IWGDF Diabetic Foot Guidelines Gu Hongbin
- 10:38-10:46 Exploration of Modified Charles Operation for the Treatment of End-Stage Lymphedema Li Yiqing
- 10:46-10:54 The Particularity of Blood Vessel Reconstruction in Diabetic Foot Yan Bo
- 10:54-11:02 Endpoints and Challenges in the Treatment of Arteriovenous Malformations Fan Xueqiang
- 11:02-11:10 Individualized Diagnosis and Treatment of Diabetic Foot Fan Longhua
- 11:10-11:18 Interventional Treatment of Congenital Portosystemic Shunts Cheng Wei
- 11:18-11:26 Interventional Treatment of Hand Arteriovenous Malformations Zhang Jianbin
- 11:26-11:34 Analysis of the Diagnosis and Treatment of Rare Inferior Vena Cava Malformations Yang Yong
- 11:34-14:40  **Record case:** Application of new type of atherectomy device in common femoral and superficial femoral arterial occlusive lesions
Yang Yaoguo, Wang Shuo, Rong Zhihua Beijing Anzhen Hospital, Capital Medical University
- 11:40-11:46  **Record case:** Treatment of infrapopliteal arteries lesions
Jia Xin, Zhang Minhong The First Medical Center of Chinese PLA General Hospital
- 11:46-12:00 Comments and discussions



15:00-17:00 LINC@CEC

Abbott 雅培

Moderator: Dierk Scheinert Chen Zhong Guo Wei Fu Weiguo

Comments: Iida Osamu Yang Yaoguo

| | | |
|-------------|---|----------------|
| 15:00-15:05 | Speech | |
| 15:05-15:35 | Live case: CLTI, A challenging BTK-CTO intervention | Andrej Schmidt |
| 15:35-15:45 | Calcium modification strategies using novel device | Tatsuya Nakama |
| 15:45-16:15 | Live case: A severely calcified CTO femoropopliteal case | Andrej Schmidt |
| 16:15-16:25 | Latest evidence from LIFE-BTK, and how the availability of DRS has influenced my clinical practice? | Skyi Pang |
| 16:25-16:35 | The application of DCB in Below The Knee lesions | Jia Xin |
| 16:35-16:45 | One-year real world outcome of Supera in long severe calcified SFA lesions from Zhongshan Hospital | Si Yi |
| 16:45-16:55 | Comments and discussions | |
| 16:55-17:00 | Closing Speech | |



13:30-14:30 **Experts face to face: should we be active or conservative in the use of stents in the endovascular treatment of iliac vein thrombosis?**

Moderator: Ye Wei

Comments: Shi Zhenyu Luan Jingyuan Luo Xiaoyun Lu Shaoying


- 13:30-13:35 Iliac vein stents should be actively used in the endovascular treatment of iliac vein thrombosis [He Nan](#)
- 13:35-13:40 Iliac vein stents should be used cautiously in the endovascular treatment of iliac vein thrombosis [Yin Minyi](#)
- 13:40-14:30 Comments and discussions

08:00-10:00 Endovascular treatment of abdominal aortic diseases 2 (Internal Iliac Artery)


Host: Zhao Jichun

**Comments: Xu Huimin Dai Yiquan Wang Xinghai Yang Guangwei
Zhang Kewei**

08:00-08:40

 **live case:** EVAR

Chen Zhong, Tang Xiaobin Beijing Anzhen Hospital, Capital Medical University

 **live case:** EVAR

Yang Jue, Zhu Ting, Yue Jianing, Fu Weiguo Zhongshan Hospital, Fudan University

08:40-08:48

G-Iliac Reconstruction of the Internal Iliac Artery: Single-Center Follow-Up Results and Efficacy Assessment Feng Hai

08:48-08:56

Comparison of the Advantages and Disadvantages of Different Devices in the Reconstruction of the Internal Iliac Artery Wang Haiyang

08:56-09:04

Clinical Study on the Reconstruction of the Internal Iliac Artery with Iliac Branch Stents in the Repair of Abdominal Aortic Aneurysms/Iliac Aneurysms Xue Guanhua

09:04-09:12

Opportunities and Challenges in Endovascular Reconstruction of the Internal Iliac Artery (With a Single-Center Report) Gao Zhanfeng

09:12-09:20

Discussion on the Methods of Internal Iliac Artery Reconstruction Huang Jingyong

09:20-09:28

Single-Center Experience and Mid- to Long-Term Follow-Up Results of Iliac Branch Devices (IBD) Liang Gangzhu

09:28-09:36

Single-Center Experience Sharing on the Reconstruction of the Common Iliac Artery Involved in Abdominal Aortic Aneurysms Ma Sixing

09:36-09:44

Single-Center Mid-Term Follow-Up Data on the Reconstruction of the Internal Iliac Artery with Iliac Branch Stents Guo Shikui

09:44-09:50

 **Record case:** 7

VIDEO

09:50-10:00


Comments and discussions

10:00-12:00 Aortic diseases (thoracoabdominal aortic lesions)

Moderator: Chang Guangqi

Comments: Feng Hai Hua Zhaohui Liu Xunqiang Lu Huijun Li Da

10:00-10:30

 **live case:** G-branch endovascular revascularization of complex thoracoabdominal aortic aneurysm

Guo Wei, Zhang Hongpeng The First Medical Center of Chinese PLA General Hospital

10:30-10:38

Experience of hybrid surgery for complex thoracic and abdominal aortic aneurysm like lesions. Zhao Jichun

10:38-10:46

Perform window opening and branch stent treatment for the thoracic and abdominal aorta. Li Xiaoqiang

10:46-10:54

Combination of EndoAnchors with ChimneyGraft Endovascular Repair in Hostile neck AAA Wo Yihui

10:54-11:02

Factors and strategies for re intervention after TEVAR surgery. Qin Xiao

11:02-11:10

Progress and issues in the reconstruction of visceral blood supply in the aorta through in situ antegrade fenestration. Zhang Hongkun

11:10-11:18

Early results of BAO-G technique reconstruction for thoracic and abdominal aortic aneurysm. Liu Bao

11:18-11:26

Doctor's thoughts on modifying branch stents to reconstruct visceral arteries: attached is a single center report. Yao Chen

11:26-11:34

Exploration of extracorporeal fenestration technique for thoracic and abdominal aortic aneurysms involving visceral branches. Chen Zhiyong






- 11:34-11:40  **Record case:** Endovascular repair of aorta
Tang Xiaobin Beijing Anzhen Hospital, Capital Medical University
- 11:40-11:46  **Record case:** Fearless of distortion, advance in spite of difficulties —— Simultaneous endovascular repair of thoracoabdominal aorta: a case report
Fu Weiguo, Gao Bin, Mao Le, Yuan Tong Zhongshan Hospital, Fudan University
- 11:46-12:00 Comments and discussions

13:30-15:30 Complex aortic diseases 1

Moderator: Ge Xiaohu

**Comments: Jiang Weiliang Liu Zhaoxuan Jiao Yang Chen Quan
Zhao Feng**

- 13:30-14:00  **live case:** EVAR
Dong Zhihui, Fang Gang, Zou Lingwei, Fu Weiguo Zhongshan Hospital, Fudan University
- 14:00-14:08 Penetrating aortic ulcer: how to deal with it? Xiao Zhanxiang
- 14:08-14:16 Retrospective controlled study of TEVAR in the acute phase vs subacute phase of type B aortic dissection. Dong Zhihui
- 14:16-14:24 Combination of EndoAnchors with ChimneyGraft Endovascular Repair in Hostile neck AAA Wo Yihui
- 14:24-14:32 Latest understanding of small abdominal aortic aneurysm. Hu Hejie
- 14:32-14:40 Endovascular treatment of distal aortic dissection rupture. Zhang Hongpeng
- 14:40-14:48 Endovascular treatment of abdominal aortic dissection. Guan Yunbiao
- 14:48-14:56 Mid term follow-up results and technical points of using window/branch stents to repair aortic arch diseases. Zhou Min
- 14:56-15:04 Application of STABLIZA technology in acute and chronic dissection. Qin Yonglin
- 15:04-15:12 Case sharing of total endovascular isolation and extracorporeal fenestration branch reconstruction for Behcet's disease arch aneurysm. Miao Chaofeng
- 15:12-15:18  **Record case:** Embolization and iliac branch stent in the treatment of abdominal aortic aneurysm
Wang Sheng, Yang Liao, Liu Shuo Beijing Anzhen Hospital, Capital Medical University
- 15:18-15:24  **Record case:** Endovascular revascularization of complex thoracoabdominal aortic aneurysm
Guo Wei, Zhang Hongpeng The First Medical Center of Chinese PLA General Hospital
- 15:24-15:30 Comments and discussions

15:30-17:30 Complex aortic diseases 1

Moderator: Zhang Xiaoming

**Comments: Zhu Zhengrong Gu Jianping Tao Ke Lou Yanbo
Liu Fengen**

- 13:30-14:00  **live case:** EVAR
Chen Zhong, Tang Xiaobin Beijing Anzhen Hospital, Capital Medical University
- 13:30-14:00  **live case:** TEVAR
Guo Wei, Zhang Hongpeng The First Medical Center of Chinese PLA General Hospital
- 16:10-16:18 Diagnosis and treatment of aortic wall thrombus. Zhai Shuiting
- 16:18-16:26 Progress in the diagnosis and treatment of infectious abdominal aortic aneurysm. Wang Haofu
- 16:26-16:34 Diagnosis and embolization treatment of type 2 internal leakage after EVAR surgery. Wu Xuejun
- 16:34-16:42 Design of endovascular treatment plan for distal aortic dissection. Feng Rui
- 16:42-16:50 Clinical diagnosis and treatment of infectious abdominal aortic aneurysm. Jiang Jianjun




- 16:50-16:58 Reconstruction of the cavity involving visceral branches in the interlayer. Shu Xiaojun
- 16:58-17:06 Endovascular reconstruction of visceral arteries via lower limb approach for the treatment of thoracic and abdominal aortic lesions. Feng Jiaxuan
- 17:06-17:14 Treatment strategies and considerations for thoracoabdominal aortic aneurysm. Hua Zhaohui
- 17:14-17:20  **Record case:** Endovascular repair of thoracoabdominal aortic aneurysm with left external iliac and right internal iliac arterial occlusion
Fu Weiguo, Dong Zhihui, Shi Yun, Fang Gang, Jiang Xiaolang Zhongshan Hospital, Fudan University
- 17:20-17:30 Comments and discussions



08:00-10:00 Lower extremity arterial diseases (femoropopliteal arterial lesions 3)

Moderator: Liu Changwei

Comments: Ji Donghua Zhang Tong Lou Wensheng Guo Jianming

- 08:00-08:30  **live case:** Endovascular treatment of lower extremity arterial occlusion
Jia Xin, Zhang Minhong The First Medical Center of Chinese PLA General Hospital
- 08:30-08:38 Application standards for lower limb arterial drug delivery devices. Bao Junmin
- 08:38-08:46 DES VS DCB, The first choice for endovascular treatment of complex femoral and popliteal arteries? Yin Minyi
- 08:46-08:54 How to prepare blood vessels in two drug loading eras. Gao Bin
- 08:54-09:02 Study on the safety and efficacy of constrained drug-eluting balloon therapy for femoral and popliteal artery lesions. Xu Yongle
- 09:02-09:10 Treatment for restenosis within the stent. Yang Liao
- 09:10-09:18 Treatment strategy for knee artery disease in the era of drug delivery. Lu Weifeng
- 09:18-09:26 Intelligent and refined management of SPD consumables helps explore the high-quality development of vascular surgery discipline. Zeng Guojun
- 09:26-09:34 Evidence based status and progress of balloon application of knee medication. Zhu Zhengrong
- 09:34-09:40  **Record case:** Endovascular treatment of severe calcified lesions of superficial femoral artery
Wang Sheng, Yang Liao, Liu Shuo Beijing Anzhen Hospital, Capital Medical University
- 09:40-09:46  **Record case:** Endovascular stenting angioplasty of Femoropopliteal artery
Xu xin, Fang Yuan Zhongshan Hospital, Fudan University
- 09:46-10:00 Comments and discussions

10:00-12:00 Lower extremity arterial diseases (intraluminal volume reduction)

Moderator: Gu Yongquan

Comments: Gao Bin Xiao Hang Cao Yemin Ni Leng Wang Chenggang

- 10:00-10:40  **live case:** Endovascular treatment of lower extremity arterial occlusion
Yang Yaoguo, Wang Shuo, Rong Zhihua Beijing Anzhen Hospital, Capital Medical University
-  **live case:** Endovascular treatment of lower extremity arterial occlusion
Xu xin, Fang Yuan, Kan Yuanqing Zhongshan Hospital, Fudan University
- 10:40-10:48 Thoughts on the treatment of lower limb femoral popliteal artery volume reduction. Liang Wei
- 10:48-10:56 Selection of lower limb arterial plaque reduction device. Sun Qingfeng
- 10:56-11:04 Design and preliminary results of a systematic literature review on the use of atherectomy for infraginal peripheral artery disease Erwin Blessing
- 11:04-11:12 Experience of laser volume reduction in the treatment of lower limb CTO lesions. Li Weimin
- 11:12-11:20 Application of volume reduction in femoral popliteal artery lesions. Zhuang Jinman
- 11:20-11:28 The role of IVUS in endovascular treatment of lower limb arterial occlusion. Zhang Junbo
- 11:28-11:36 Exploration of one-stop optimization plan for lower limb arterial endovascular treatment. Zhang Tong
- 11:36-11:42  **Record case:** 24
Jia Xin The First Medical Center of Chinese PLA General Hospital
- 11:42-11:48  **Record case:** 25
Guo Daqiao, Tang Xiao, Guo Baolei Zhongshan Hospital, Fudan University
- 11:48-12:00 Comments and discussions

13:30-15:30 Venous diseases (venous thrombosis and filters)

Moderator: Liu Jianlong

Comments: Guo Shuguang Liu Xiaobing Yin Henghui Jin Bingshen

13:30-14:10



live case: Endovascular treatment of iliac vein compression syndrome

He nan, Zhang Tengfei Beijing Anzhen Hospital, Capital Medical University



live case: Endovascular treatment of DVT

Ma Xiaohui, Xu Yongle The First Medical Center of Chinese PLA General Hospital

14:10-14:18

Development of Venous Surgery: Innovation and Breakthrough.

Wu Danming

14:18-14:26

The value of assessment and clearance of deep vein thrombosis in the endovascular treatment of lower limb deep vein thrombosis.

Zhang Lan

14:26-14:34

Exploration of the significance of open abdominal removal of vena cava filters.

Ye Wei

14:34-14:42

Measures to improve the patency rate of PTS stent for iliac femoral vein in intracavitary treatment.

Ye Kaichuang

14:42-14:50

How to improve the efficiency of venous thrombosis clearance treatment.

Jiang Peng

14:50-14:58

Pay attention to the complications of inferior vena cava filters.

Lin Shaomang

14:58-15:06

Clinical application and progress of inferior vena cava filters.

Gu Jianping

15:06-15:14

The current status and evaluation of lower limb deep vein valve reconstruction surgery.

Ma Jie

15:14-15:20



Record case: One stop treatment of iliac vein compression combined with varicose vein ulcer

Shi Zhenyu, Zhou Min Zhongshan Hospital, Fudan University

15:20-15:30

Comments and discussions

15:30-17:30 Venous diseases (endovascular treatment of iliofemoral venous lesions)

Moderator: Wu Danming

Comments: Wu Jiang Zhao Junlai Jia Wei Zhao Hui Jin Yiqi

15:30-15:50



live case: Endovascular treatment of iliac vein compression syndrome

Shi Zhenyu, Gao Bin, Zhou Min Zhongshan Hospital, Fudan University

15:50-15:58

Establishing an Accelerated Rehabilitation System for the Treatment of Lower Extremity Deep Vein Thrombosis

Zhao Yu

15:58-16:06

Treatment Strategies for Chronic Venous Disease

Ye Zhidong

16:06-16:14

Endovenous Treatment of Lower Limb Venous Ulcers

Xu Xin

16:14-16:22

Non-thrombotic Iliac Vein Disease: Consensus and Controversy

Huang Xintian

16:22-16:30

Interventional Treatment of Post-Thrombotic Syndrome Involving the Inferior Vena Cava

Lu Shaoying

16:30-16:38

Case Sharing of Iliac Vein Occlusion Complicated by Arteriovenous Fistula

Lou Wensheng

16:38-16:46

The Right Renal Artery as a Possible Major Source of Left Renal Vein Compression

Sun Zhanfeng

16:46-16:54

Considerations on Some Issues of Iliac Vein Compression Stenting

Ma Yukui

16:54-17:02

Imaging Characteristics of Atypical Iliac Vein Compression Syndrome: Secondary

Analysis of Grency Venous Stent Clinical Trials

Liu Feng

17:02-17:08



Record case: PMT treatment of venous thrombosis

He nan, Zhang Tengfei Beijing Anzhen Hospital, Capital Medical University

17:08-17:14



Record case: Endovenous treatment of venous lesions

Xiong Jiang, Zhu Yating The First Medical Center of Chinese PLA General Hospital

17:14-17:30

Comments and discussions



08:00-10:00 Brachiocephalic artery diseases 2 (latest findings in CAS and CEA)

Moderator: Zou Yinghua Li Xuan Li Zhen Qu Lefeng

Comments: Song Yan Feng Jun Feng Jun Fang Xin

- 08:00-08:08 Historical Progress and Future Prospects of Carotid Endarterectomy Ye Jianrong
- 08:08-08:16 Issues and Analysis of Blood Flow Reconstruction in Takayasu Arteritis Li Zhen
- 08:16-08:24 Feasibility, Time Window, Surgical Options, and Technical Points for CEA of Carotid Stenosis after Radiotherapy Qu Lefeng
- 08:24-08:32 Endovascular Treatment of Stenosis in the Internal Carotid Artery and Proximal Common Carotid Artery Jiang Xiongjing
- 08:32-08:40 Recent Advances and Review of Carotid Artery Stenting (CAS) Si Yi
- 08:40-08:48 Considerations for the Treatment of Bilateral Carotid Stenosis Qi Ming
- 08:48-08:56 Strategies for Perioperative Antithrombotic Therapy in Carotid Endarterectomy (CEA) and CAS Ran Feng
- 08:56-09:04 Research Progress and Diagnosis and Treatment Plans for Ischemic Stroke Caused by Carotid Bifurcation Liu Qijia
- 09:04-09:12 Surgical Treatment of Chronic Long Segment Occlusion of the Common Carotid Artery Wei Xiaolong
- 09:12-09:20 Surgical Treatment of Carotid Occlusion Xu Liu
- 09:20-09:28 Insights from the Treatment of a Case of Carotid Rupture Mou Detang
- 09:28-09:36 Treatment Strategy Selection for Chronic Symptomatic Internal Carotid Artery Occlusion Mei Fei
- 09:36-09:42 **Record case:** Open Surgery of carotid artery
Jia Xin The First Medical Center of Chinese PLA General Hospital
- 09:42-09:48 **Record case:** Carotid artery stenosis endovascular stenting angioplasty
Dong Zhihui, Fang Gang, Zou Lingwei Zhongshan Hospital, Fudan University
- 09:48-10:00 Comments and discussions

13:30-15:30 Arteriovenous fistula and hemodialysis access 1

Moderator: Shi Yaxue Liu Yangdong

- 13:30-13:40 Experiences in Reconstructing Anastomoses in the Treatment of Hemodialysis Access Occlusion Guo Facai
- 13:40-13:50 Single-Center Follow-Up Results of Puncture-Type Artificial Vascular Fistulas Shi Yaxue
- 13:50-14:00 Subclavian Vein as Outflow for AVG Surgery Yin Jie
- 14:00-14:10 Epidemiological Characteristics and Management Outcomes of Fistula Stenosis in Arteriovenous Grafts Wang Pei
- 14:10-14:20 Management Strategies for AVG Infection Wang Siwen
- 14:20-14:30 Experiences in Managing High-Flow Fistulas Liu Qili
- 14:30-14:40 Management of Aneurysmal Expansion in AVF Fu Qining
- 14:40-14:50 Strategies for Managing Distal Venous Hypertension Liu Yangdong
- 14:50-15:00 Bypass Surgery with Artificial Vessels for Central Venous Occlusion in Hemodialysis Access Wang Tun
- 15:00-15:30 Comments and discussions

15:30-17:30 Arteriovenous fistula and hemodialysis access 2

Moderator: Zhang Lan Yue Jianing

- 15:30-15:40 Application of Thrombolysis in Autologous Arteriovenous Fistula Thrombosis Jiang Guozhong
- 15:40-15:50 Autologous Arteriovenous Fistula-Related Steal Syndrome Li Hailei
- 15:50-16:00 Application and Preliminary Results of DCB in Balloon-Assisted Maturation Procedures Yue Jianing
- 16:00-16:10 Management of PTA Balloon-Related Complications in Fistulas Huang Ling

- 16:10-16:20 Surgical Options and Efficacy Analysis for Thrombosis Formation in Arteriovenous Grafts Zhang Lan
- 16:20-16:30 Experience and Follow-Up Data on the Use of Covered Stents in the Superior Vena Cava in a Single Center Zhan Shen
- 16:30-16:40 Treatment Experience of Left Non-aneur Vein Disease Bao Xuedong
- 16:40-16:50 Management of Covered Stent Detachment in Central Venous Stenting Wan Heng
- 16:50-17:00 A Case of Acostream Treatment for Large-Volume Thrombosis in Autologous Arteriovenous Fistulas Yao Chenliang
- 17:00-17:10 Management of a Case of Left Upper Limb AVF Thrombosis Complicated by Left Brachiocephalic Vein Occlusion Chen Jing
- 17:10-17:30 Comments and discussions



08:00-10:00 VEITH New Data, New Technology in Peripheral Worldwide

Moderator: Chen Zhong Enrico Ascher Wayne Zhang

| | | |
|-------------|--|--------------------------|
| 08:00-08:05 | OPENING REMARKS | Zhong Chen Enrico Ascher |
| 08:05-08:20 | From Trans-femoral Carotid Artery Stenting (TF-CAS) To Trans-cervical Carotid Revascularization (TCAR): Current Data and Real World Evidence | Peter schneider |
| 08:20-08:35 | Total Endovascular Treatment of Aortic Pathologies – China Experience | Wei Guo |
| 08:35-08:50 | Prevention and Management of Type II Endoleak | Thomas s. Maldonado |
| 08:50-09:05 | Vessel Preparation Before Drug for femoropopliteal revascularization: Jetstream data and treatment algorithms | Chong Tze Tec |
| 09:05-09:20 | Drug-Eluting Stent Versus Covered Stent for Femoropopliteal Artery | Dua Anahita |
| 09:20-09:35 | Treatment of femoropopliteal artery in-stent restenosis | Sheng Wang |
| 09:35-09:50 | Sub-acute Thrombus Treatment Algorithm and Single Center Results | Minyi Yin |
| 09:50-10:00 | Q&A, Closing Remark | Wayne Zhang |

10:00-12:00 SITE @ CEC – It's all about Dissection



Moderator: Chen Zhong Guo Wei Fu Weiguo Vicente Riabamu

Comments: Yang Yaoguo Dong Zhihui Zhang Hongpeng Zhuang Hui Nilo Mosquera

| | | |
|-------------|--|-----------------|
| 10:00-10:05 | Speech | |
| 10:05-10:25 | Total Endovascular Repair of Complex Thoracoabdominal/Ab- domina Aortic Aneurysms-Chinese Solution | Wei Guo |
| 10:25-10:45 | Seeking the standardization of the PMEG platform for on label use | Vicente Riabamu |
| 10:45-11:10 | Round Table discussion Topic 1 | |
| 11:10-11:30 | Round Table discussion Topic 2 | |
| 11:30-11:50 | Round Table discussion Topic 3 | |
| 11:50-12:00 | Closing ceremony | |

14:15-15:15 ESVS @ CEC Comparison of Chinese and European Guidelines for Venous Disease and Updating Recommendations



Moderator: Chen Zhong Fu Weiguo Armando Mansilha

Comments: Guan Yunbiao Li Donglin Liang Wei Yang Yaoguo

| | | |
|-------------|---|------------------|
| 14:15-14:19 | Speech | |
| 14:19-14:39 | How do the ESVS 2022 Venous Thrombosis guidelines compare to ACCP and other major guidelines? | Armando Mansilha |
| 14:39-14:47 | Comments and discussions | |
| 14:47-15:07 | Comparison of clinical data and follow-up results of venous stents in China | Shi Zhenyu |
| 15:07-15:15 | Comments and discussions | |

15:15-16:15 ESVS @ CEC Comparison of Chinese and European Guidelines for Venous Disease and Updating Recommendations

Moderator: Guo Wei Wu Danming Matti Laine

Comments: Feng Hai Ma Yukui Yang Lin Zhuang Hui

| | | |
|-------------|--|-------------|
| 15:15-15:35 | So many venous stents – Does it make a difference? | Matti Laine |
| 15:35-15:43 | Comments and discussions | |
| 15:43-16:03 | Key points of venous stent selection in the treatment of thrombotic iliac vein disease | Yin Minyi |

16:03-16:11 Comments and discussions

16:11-16:15 Closing ceremony

16:00-16:40 Nursing

Moderator: Yu Fen Lin Mei Hu Zhifei

16:00-16:05 Speech Chen Zhong Enrico Ascher

Comments: Feng Wei Zhu Chenchen Xu Huiping Jin Mei Niu Jingrong
Wang Yu Shi Min Qiu Ju Wang Zheng Tan Chunli

16:05-16:07 Prevention: Common Incisions in Vascular Surgery - "Sudden Increasing Seepage?"
Zhang Wen

16:07-16:09 Slippery Slope: Common Ischemic Gangrene in Vascular Surgery-"Pus at The Junction?"
Fang Yuan

16:09-16:11 Fatal Strike: Common Diabetic Foot in Vascular Surgery - "Vascularize before Incision?"
Xu Lu

16:11-16:13 Meticulousness: Common venous ulcers in vascular surgery-"Socks or bandages?"
Zhi Yanru

16:13-16:15 Ambiguity: Common Pressure Injuries in Vascular Surgery - "This Kind of Carrion: excision or not?"
Qin Wen

16:15-16:40 Comments and discussions

16:40-17:30 Nursing

Moderator: Yu Fen Lin Mei Hu Zhifei

Comments: Yang Yu Liu Ling Liang Taoyuan Fang Xiaomei

16:40-16:45 Protect your "lifelines": Nursing of AVF Luo Haimei

16:45-16:50 A case of Acute Hand Ischemia in a AVG Patient Liu Fang

16:50-17:00 Selection of Blood Purification Pathway in Severe Patients Gao Qiuxia

17:00-17:05 Nursing and Maintenance for Autologous arteriovenous fistula Wang Fang

17:05-17:10 Life path and warm guard Dai Rao

17:10-17:15 Observation and Risk Identification of Thrombus in Arteriovenous Fistula with Artificial Vessel Chen Xi

17:15-17:20 Environmental Maintenance after "Bomb" Detachment Zheng Xiubin

17:20-17:30 Comments and discussions

17:30-18:35 Nursing

Moderator: Yu Fen Lin Mei Hu Zhifei

Comments: Wang Mengmeng Qin Jing Tang Hong Xiong Yueju

17:30-17:35 A Case of Nursing in Internal Carotid Artery Injury Caused by Perforation Injury
Sun Ying

17:35-17:40 About Critical and Difficult Cases of Aortic Disease?
Li Hui

17:40-17:55 Nursing Strategy of Cerebral Hyperperfusion Syndrome after Revascularization of Carotid Artery Stenosis
Xu Jing

17:55-18:00 About Critical and Difficult Cases of Abdominal Aortic Disease?
Huang Wenjing

18:00-18:05 A Case of Intestinal Ischemia Caused by B-type Thoracic Aortic Dissection Involving Superior Mesenteric Artery
Zhang Xinmei

18:05-18:10 A Case of Postoperative Care of Acute Paraplegia Due to Spinal Cord Ischemia
Yu Yuan

18:10-18:15 Striving for Excellence-Nursing Helps Severe Patients Recover
Zhang Lijin

18:15-18:20 Nursing Strategies for the First TCAR in Asia
Shi Jiaxin

18:20-18:30 Comments and discussions

18:30-18:35 Closing ceremony



08:00-09:00 Experts face to face: Treatment of severe calcified lesions of lower extremity arteries

Moderator: Xiong Jiang

Comments: Yao Chen Liang Wei Wu Xuejun Li Donglin

08:00-08:05 Bypass surgery is the first choice for severe calcification of lower extremity arteries

Yue Jianing

08:05-08:10 Endovascular treatment is still the first choice for severe calcified lesions of lower extremity arteries

Yang Min

08:10-09:00 Comments and discussions

09:00-10:00 [Debate competition] Should we choose the best drug treatment or revascularization for the treatment of asymptomatic carotid stenosis?

Moderator: Chen Zhong Guo Daqiao Liu Jianlin

Guest challenger: Lu Jingbo Yang Yaoguo

Review representative: Miao Chaofeng Tang Xiao

09:00-10:00 Propositional side: The treatment of asymptomatic carotid stenosis should be the best drug treatment

Zhang wan Wang Jichang Wu Ridong Zhou You Yuan Ye Jin Jie

10:00-11:00 [Debate competition] Should the residual thrombus in popliteal vein and distal segment be actively treated after the removal of iliofemoral segment thrombus in whole limb DVT?

Moderator: Fu Weiguo Liu Jianlong Zhao Yu

Guest challenger: Fang Xin Yan Sheng

Review representative: Yin Minyi Mao Youjun

10:00-11:00 Propositional side: The residual thrombus in popliteal vein and distal segment need to be actively treated after thrombus removal in iliofemoral segment of whole limb DVT

Jin Song Miao Renyang Yu Xuefei Zhou Hanlei Liu Guangqin Liu Jinhao

11:00-12:00 [Debate competition] Treatment of complex femoral popliteal artery, choose DCB or DES?

Moderator: Guo Wei Bao JUNmin Zhang Yan

Guest challenger: Guo Mingjin Yan Sheng

Review representative: Shi Weihao

Professional support group: Zhu Zhengrong Zhang Zhanng

11:00-12:00 Propositional side: DES is preferred for complex femoropopliteal artery lesions

He Nan Yue Jianing Li Fenghe Ye Kaichuang Gao XiXiang Yang Lin

13:30-14:30 Experts face to face: Treatment options for carotid artery disease

Moderator: Ye Zhidong

Comments: Liu Bao Li Lei Zhang Zheng Guo Mingjin

13:30-13:35 Endarterectomy is still the gold standard for the treatment of carotid stenosis

Wu Weiwei

13:35-13:40 The preferred option for carotid stenosis in the future is TCAR




Shi Weihao

13:40-14:30 Comments and discussions

**08:00-10:00 Brachiocephalic artery diseases 3
(new breakthroughs in vertebral artery
and subclavian artery)**

Moderator: Yu Bo


Comments: Luan Jingyuan Qi Ming Si Yi Ran Feng

| | |
|-------------|--|
| 08:00-08:30 |  live case: TCAR Chen Zhong Beijing Anzhen Hospital, Capital Medical University |
| 08:30-08:38 | Concurrent treatment of carotid artery and vertebral artery lesions Liu Peng |
| 08:38-08:46 | Concept, implementation and prospects of EndoCEA Yu Bo |
| 08:46-08:54 | My first experience and insights of TCAR Guo Daqiao |
| 08:54-09:02 | Comparative study of conventional balloon dilatation during CAS operation Kou Lei |
| 09:02-09:10 | How to accurately locate the projection angle of the subclavian artery Zhang Dongming |
| 09:10-09:18 | Complex surgical reconstruction of extracranial vertebral artery occlusion Han Jintao |
| 09:18-09:26 | Preoperative evaluation and patient selection for transcarotid revascularization (TCAR) Tang Xiao |
| 09:26-09:34 | Study on intelligent quantitative assessment method of cognitive function in patients with asymptomatic severe carotid artery stenosis Hu Zhongzhou |
| 09:34-09:44 | MRI diagnosis and progress of carotid atherosclerosis Lin Jiang |
| 09:44-09:50 |  Record case: TCAR Chen Zhong, Wu Zhangmin, Zheng Huanqin Beijing Anzhen Hospital, Capital Medical University |
| 09:50-09:56 |  Record case: TCAR Yu Bo Huashan Hospital, Fudan University |
| 09:56-10:00 | Comments and Discussions |

**10:00-11:00 Management and prevention of complications
in the treatment of vascular diseases**

Moderator: Zhang Fuxian Gao Feng

**Comments: Zhang Jiwei Yuan Chao Huang Jianhua Li Yiqing
Zhou Weimin**

| | |
|-------------|--|
| 10:00-10:08 | Type II endoleak: the only unsolved complication of EVAR in 30 years Wayne Zhang |
| 10:08-10:16 | Prevention and treatment of type II endoleak after EVAR Luan Jingyuan |
| 10:16-10:24 | Treatment of abdominal aortic aneurysm endoleak Yang Xinglong |
| 10:24-10:32 | Analysis and discussion of stent graft failure after endovascular treatment Ma Xiaohui |
| 10:32-10:40 | Treatment strategy of reoperation after endovascular repair of AAA Zhou Jianhua |
| 10:40-10:46 |  Record case: Endoleak pre-embolization — a case of collateral arterial embolism Zhang Hongpeng, Wei Ren The First Medical Center of Chinese PLA General Hospital |
| 10:46-11:00 | Comments and Discussions |

**11:00-12:00 Management and prevention of complications
in the treatment of vascular diseases**

Moderator: Zhang Fuxian Tang Xiaobin


**Comments: Wang Shihua Chen Jianqiu Liu Bing Dai Xiangchen
Guo Lianrui Huang Bin**

| | |
|-------------|--|
| 11:00-11:08 | Analysis and solutions to factors affecting the prognosis of ruptured abdominal aortic aneurysm Tang Xiaobin |
| 11:08-11:16 | Prevention of complications after EVAR Lang Dehai |
| 11:16-11:24 | How to better prevent the occurrence of dSINE after TEVAR in type B aortic dissection? —A single-center, retrospective study Li Xianwei |



11:24-11:32 Complications and treatment of single-branch stent application Ma Qiang

11:32-11:40 In situ reconstruction of iliofemoral artery stenting infection Zhang Xicheng

11:40-11:46  **Record case:** Endovascular re-intervention of endoleak after TEVAR for aortic dissection

Fu Weiguo, Wang Lixin, Pan Tianyue Zhongshan Hospital, Fudan University

11:46-12:00 Comments and Discussions

 **12:00-12:30 Closing ceremony and awards ceremony**

**08:00-10:00 Lower extremity arterial diseases
(complex lower extremity arterial lesions)**

Moderator: Tang Xiaobin

Comments: Jia Xin Li Weimin Li Guangxin Zhang zhang

- 08:00-08:40  **live case:** Endovascular treatment of lower extremity arterial occlusion
Xiong Jiang, Zhu Yating The First Medical Center of Chinese PLA General Hospital
-  **live case:** Endovascular treatment of lower extremity arterial occlusion
Chen Bin, Ma Tao, Yuan Tong Zhongshan Hospital, Fudan University
- 08:40-08:48 Different application scenarios of directional peeling and chocolate balloons Wang Sheng
- 08:48-08:56 Calcified vascular lesions below the knee: how to deal with them? Ji Donghua
- 08:56-09:04 Design and simplification of infrapopliteal artery endovascular treatment process
Zhuang Hui
- 09:04-09:12 Application of ultra-high pressure balloon in endovascular treatment of lower extremities (TBD) Sogakata Hikaru
- 09:12-09:20 The effect of intraluminal treatment of Buerger's disease and the evolution of lesions
Tan Zhong
- 09:20-09:28 Tips and case sharing on opening difficult lower limb ASO lesions Li Fenghe
- 09:28-09:36 Application of hybridization technique in cases of lower limb ischemia Lu Jingbo
- 09:36-09:42 Changes in the treatment concept for long segment femoropopliteal artery occlusive lesions in the lower extremities Zhao Yanping
- 09:42-09:48  **Record case:** Endovascular treatment of long segment occlusion of superficial femoral artery
Wang Sheng, Yang Liao, Liu Shuo Beijing Anzhen Hospital, Capital Medical University
- 09:48-09:54  **Record case:** Endovascular treatment of lower extremity arterial occlusion
Xiong Jiang, Zhu Yating The First Medical Center of Chinese PLA General Hospital
- 09:54-10:00 Comments and Discussions

10:00-12:00 Arteriovenous fistula and hemodialysis access 3

Moderator: Zhao Yu Yu Zhengya

- 10:00-10:10 Pitfalls in Vascular Access Design for Hemodialysis Yu Zhengya
- 10:10-10:20 Stent Selection for Central Venous Disease Based on Anatomical Characteristics
Zhang Li
- 10:20-10:30 Intravascular Foreign Bodies Related to Vascular Access Surgery and Their Prevention
Wang Zhanhua
- 10:30-10:40 Application of Minimally Invasive Concepts from Varicose Vein Surgery to Hemodialysis Access Surgery
Li Dandan
- 10:40-10:50 Experience in Building a Regional Collaborative System for Hemodialysis Access in Tongling
Xu Jiang
- 10:50-11:00 Expert Consensus on the Care of Hemodialysis Grafts and Arteriovenous Fistulas
Xiao Guanghui
- 11:00-11:10 Outpatient Follow-Up Management for Day Surgery Patients with Vascular Access
Liu Fang
- 11:10-11:20 Clinical Research Design and Implementation of Vascular Access: Insights from The Dragon Study
Ni Qihong
- 11:20-11:30 Bias Issues in Hemodialysis Access Research and Solutions Huang Xiaomei
- 11:30-11:40 Interfering Factors in AVF Maturation and Management Strategies Shi Huihua
- 11:40-12:00 Comments and discussions



08:00-10:00 Open surgery

Moderator: Xin Shijie Jia Yulong Yin Henghui

**Comments: Wu Qinghua Guan Heng Wang Yuqi Zhang Bogen
Liang Faqi**

- | | | |
|-------------|--|---------------|
| 08:00-08:08 | Open Surgical Treatment of Vertebral Artery | Jia Yulong |
| 08:08-08:16 | Open Abdominal Aortic Surgery in the Endovascular Era | Feng Xiang |
| 08:16-08:24 | Experience Sharing on Open Surgical Treatment of Infected Abdominal Aortic Aneurysm | Yin Henghui |
| 08:24-08:32 | Exploration of Open Surgery for Complex Supra-aortic Arterial Disease | Ouyang Chenxi |
| 08:32-08:40 | Case Sharing of Complex Extracranial Carotid and Vertebral Artery Surgery | Wang Mingxin |
| 08:40-08:48 | Resection of Abdominal Tumors Involving Blood Vessels | Wang Lie |
| 08:48-08:56 | Advantages and Disadvantages of Open Surgery for Abdominal Aortic Aneurysm in the Endovascular Era | Li Xuedong |
| 08:56-09:04 | Application of EVH in Lower Limb Arterial Bypass Surgery | Wang Haiqing |
| 09:04-09:12 | Application of Traditional Open Surgery in Treating Lower Limb Arteriosclerosis Obliterans | Yu Chaowen |
| 09:12-09:20 | Current Status of Surgical and Endovascular Intervention for Iliac Artery Occlusion | Qi Yanqing |
| 09:20-09:28 | Positioning of Open Surgery in Vascular Surgery Development in the DRGs Era | Wu Huaping |
| 09:28-09:34 | Record case: 40 | |
| | Yue jianing, Kan Qingyuan Zhongshan Hospital, Fudan University | |
| 09:34-09:40 | Record case: 41 | |
| | Yue jianing, Kan Qingyuan Zhongshan Hospital, Fudan University | |
| 09:40-10:00 | Comments and Discussions | |

10:00-12:00 Young surgeons

Moderator: Yang Yaoguo Lu Qingsheng Wang Lixin Li Wei

- | | | |
|-------------|---|---------------|
| 10:00-10:05 | Prevalence and Predictors of Left Common Iliac Vein Compression in Asymptomatic Patients | Guan Zizhen |
| 10:05-10:10 | Relationship Between Inflammatory Changes in Periaortic Adipose Tissue and Endoleak After Endovascular Repair of Abdominal Aortic Aneurysms | Gao Jiangping |
| 10:10-10:15 | Open vs. Endovascular Repair of Ruptured Abdominal Aortic Aneurysms: Multicenter Experience | Chen Ke |
| 10:15-10:20 | Effects of Δ -5 Desaturase (FADS1) on Atherosclerosis in Mice | Liu Qiulei |
| 10:20-10:25 | Factors Affecting Wound Healing in Patients with Chronic Limb-threatening Ischemia Undergoing Revascularization and Toe Amputation | Cao Zhanjiang |
| 10:25-10:30 | Comparison of Dual-layer and Single-layer Stents in Carotid Artery Revascularization: A Systematic Review and Meta-analysis | Cao Yida |
| 10:30-10:35 | Application of Thrombectomy Techniques in Arterial Diseases | Feng Yaping |
| 10:35-10:40 | Morphology of Aortic Arch Pathologies and Anatomic Feasibility for a Novel Modular Triple-branched Endograft | Niu Zelin |
| 10:40-10:45 | Comparison of Modified Eversion and Conventional Eversion Carotid Endarterectomy in Treating Carotid Artery Stenosis | Qiu Jiehua |
| 10:45-10:50 | Comparison of AngioJet Thrombectomy and Catheter-Directed Thrombolysis (CDT) for Acute Venous Thrombosis | Nie Menglin |
| 10:50-10:55 | Anatomical Characteristics and Treatment Strategies for Small Saphenous Vein and Pathological Perforating Veins | Dang Yiping |
| 10:55-11:00 | Reevaluation of Venous Stent Applications and Clinical Issues | Zhao Zhen |
| 11:00-11:05 | Anatomic Suitability of Iliac Branched Device for East Asian Patients with Abdominal Aortic Aneurysm | Wu Mingwei |
| 11:05-11:10 | Strategies and Risk Factors for Iliac Branch Occlusion After Endovascular Aneurysm Repair (EVAR) | Liu Xianhu |

| | | |
|-------------|--|----------------|
| 11:10-11:15 | Single-center Efficacy Analysis of Supera Stent for Elderly Patients with Complex Femoropopliteal Disease | Li Yongxin |
| 11:15-11:20 | Comparison of Polidocanol and BPF Foam Sclerotherapy in the Treatment of Venous Malformations | Nie Qiangqiang |
| 11:20-11:25 | Challenges and Considerations for Below-the-Knee Arterial Recanalization in Elderly CLTI Patients | Ma Jun |
| 11:25-11:30 | Single-center Experience with IBE, IBD, and Custom-made Branch Stents | Yao Ye |
| 11:30-11:35 | Study on Predicting the Success Rate of Endovascular Reconstruction in Internal Carotid Artery Occlusion with Distal Lumen Collapse | Liu Peng |
| 11:35-11:40 | Application of Thrombectomy Techniques in Deep Vein Thrombosis of the Lower Extremities | Deng Liming |
| 11:40-11:45 | Venous Access Selection for PTS: Full Venous Puncture | Wang Zhe |
| 11:45-11:50 | Analysis of Risk Factors for Endovascular Treatment Prognosis in Chronic Critical Limb Ischemia Patients Based on Wiffl Classification | Chen Zheng |
| 11:50-11:55 | Current Application and Case Sharing of Rotarex in Acute Lower Limb Ischemia Treatment | Liu Liguo |
| 11:55-12:00 | Comments and Discussions | |



08:00-08:20 Nursing 2

Moderator: Liu Ling

- 08:00-08:20 Opening Ceremony
 Welcome Speech by Dr. Chen Zhong, Chairman of the Vascular Surgery Branch of Chinese Medical Doctor Association **Chen Zhong**
 Commemorative Group Photo with All Guests

08:20-09:30 Nursing 2

Moderator: Yu Fen Lin Mei Hu Zhifei

Comments: Li Haiyan Wang Zheng Su Lianhua

- 08:20-08:40 Promoting the Translation and Application of Evidence into Practice **Wang Zhiwen**
 08:40-09:00 Theme Mining and Presentation of Two Key Points in Cardiovascular Nursing Papers **Xie Zhen**
 09:00-09:20 Focusing on Clinical Problems to Drive Evidence Translation and Innovation **Li Mingzi**
 09:20-09:30 Comments and Discussions

09:30-11:16 Nursing 2

Moderator: Zhou Jin Song Lijun Cheng Yong

Comments: Niu Jingrong Zheng Chunyan Liu Ling

- 09:30-09:38 Seeing the Small, Understanding the Big: Management of Post-thrombectomy Complications in Acute Cerebral Infarction **Sun Yuehua**
 09:38-09:46 Surgical Treatment of Graft Infection and Esophageal Fistula After TEVAR: A Retrospective Single-center Study **Jin Shanshan**
 09:46-09:54 Perioperative Nursing Management and Practice Exploration in Aortic Visceral Reconstruction Patients **Shen Peier**
 09:54-10:02 Expert Consensus on Nursing Standards for Renal Artery Stenosis Patients **Li Haiyan**
 10:02-10:10 Pain Management in Patients with Lower Extremity Arteriosclerosis Obliterans **Su Lianhua**
 10:10-10:18 Multidisciplinary Hospital and Community-based Strategies for Diabetic Foot Management **Feng Hongwei**
 10:18-10:26 Clinical Pathways for Standardized Puncture of Dialysis Vascular Access **Su Mo**
 10:26-10:34 Application of Aspirin in Preventing VTE in Joint Replacement Patients: Clinical Guideline Analysis **Liu Liping**
 10:34-10:42 Establishment and Application of VTE Database in the Vascular Surgery Department of Shanghai Ninth People's Hospital **Cheng Yong**
 10:42-10:50 Current Status Survey and Comprehensive Intervention Effect Evaluation of Nursing Interruption Incidents **Zhang Li**
 10:50-10:58 Application of Quality Management Tools in Nursing **Zhan Ying**
 10:58-11:16 Comments and Discussions

11:16-12:00 Nursing 2

Moderator: Yu Ying Su Mo Luo Jiayin

- 11:16-11:24 Case discussion and problem sharing of wound management **Du Yali**
 11:24-11:32 Case discussion and problem sharing of hemodialysis access management **Dong Yan**
 11:32-11:40 Case discussion and problem sharing of vascular surgery critical care management **Zhang Ting**
 11:40-11:50 Comments and discussions
Sun Yuehua, Niu Jingrong, Luo Haimei, Feng Wei, Xu Huiping, Qiu Ju, Wang Yu, Yang Yu, Liu Ling, Liang Taoyuan, Liu Fang, Li Hui, Xu Jing, Huang Wenjing, Fang Xiaomei, Wang Mengmeng, Qin Jing, Zhang Xinmei, Tang Hong, Xiong Yueju, Sun Ying, Qin Wen, Xu Lu, Zhi Yanru, Yu Yuan, Zhang Lijin, Shi Jiabin, Zheng Xiubin
 11:50-12:00 Concluding remarks and Closing Speech **Lin Mei**