

# Registration Guide 注册指南

Welcome to The International Symposium on Plasma & Fine Bubbles (ISPFB2022). We hope this registration guide can help you complete your registration successfully.

欢迎参加2022年微纳气泡-等离子体国际会议（ISPFB2022）。我们希望本注册指南可以帮助您成功完成注册。

**The following steps are required to complete the registration.**

**完成注册需要进行以下步骤。**

1. Click on the link <https://ispfb2022.scimeeting.cn/en/web/index/> or scan the QR code below via your phone to enter the conference website.

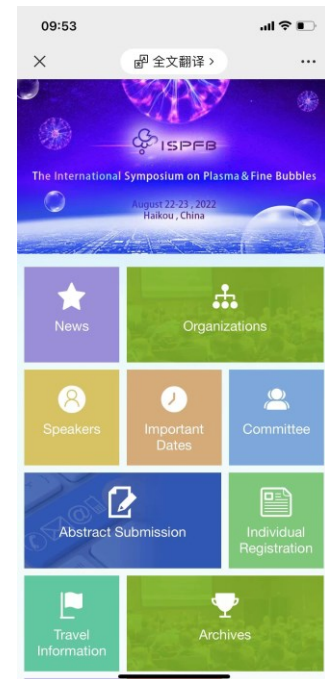
点击链接或通过手机扫描下面的二维码进入会议网站。



Figure 1. Homepage of the conference website in browser.



The QR code of the conference website.



Homepage of the conference website on mobile.

2. Click on **“Registration”** of the homepage, then click on **“New user registration”** to enter the registration page.  
点击主页上的 **“Registration”** 跳转登录界面，然后点击页面中的 **“New user registration”**，即可进入注册页面。

<https://isfb2022.scimeeting.cn/en/user/login/>

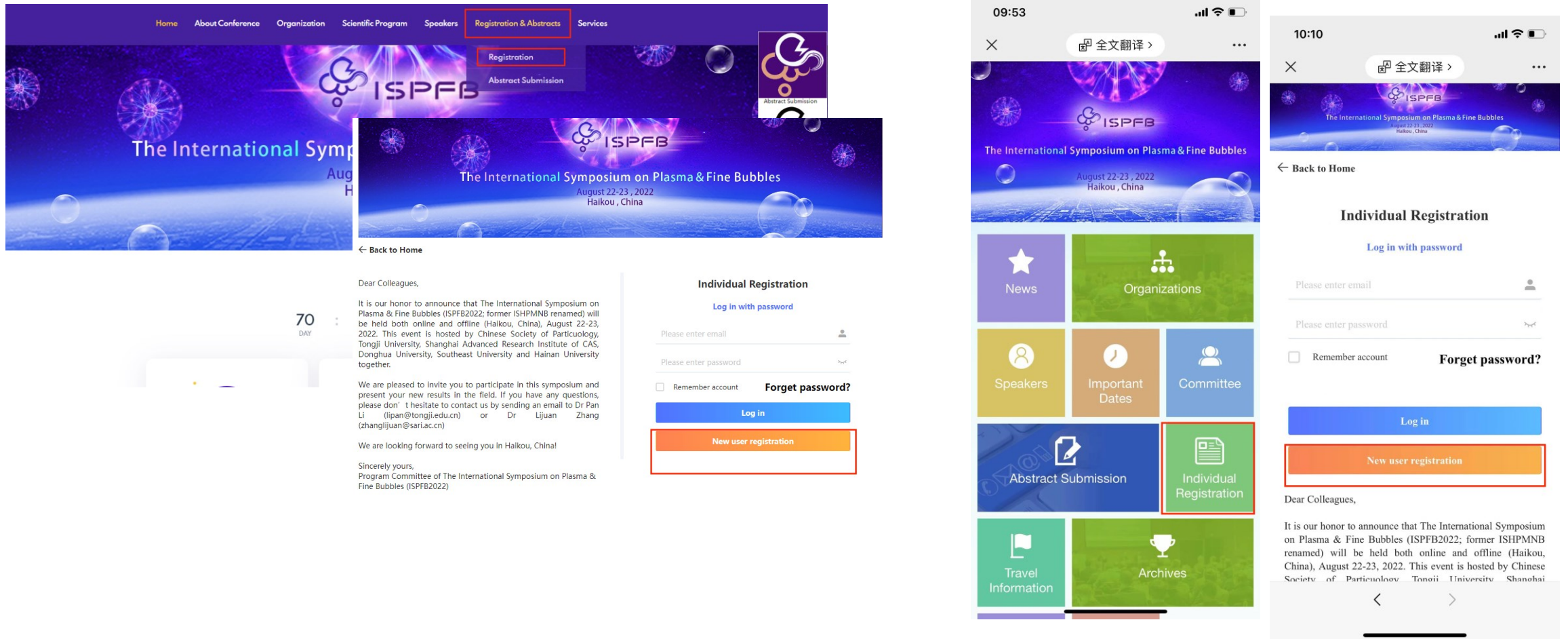
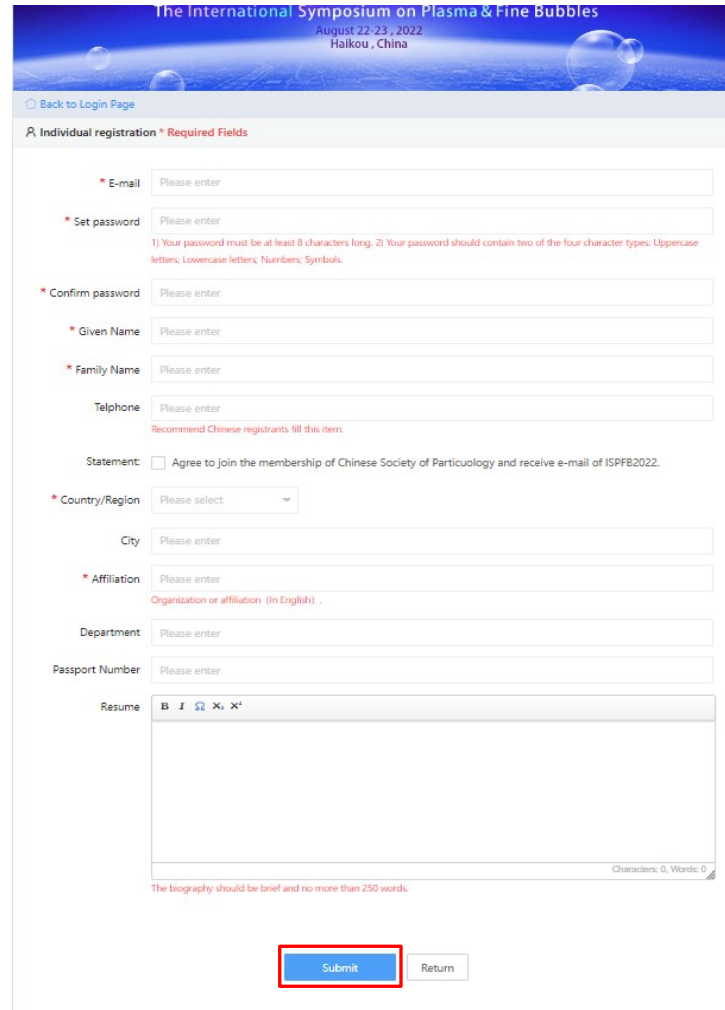


Figure 2. Enter the registration page in browser (Left) or on mobile (Right).

3. Enter the registration information, then click on “Submit” to continue.

输入注册信息后，点击“Submit”以继续。



The International Symposium on Plasma & Fine Bubbles  
August 22-23, 2022  
Haikou, China

[Back to Login Page](#)

**Individual registration \* Required Fields**

\* E-mail  Please enter

\* Set password  Please enter  
1) Your password must be at least 8 characters long. 2) Your password should contain two of the four character types: Uppercase letters; Lowercase letters; Numbers; Symbols.

\* Confirm password  Please enter

\* Given Name  Please enter

\* Family Name  Please enter

Telephone  Please enter  
Recommend Chinese registrants fill this item.

Statement:  Agree to join the membership of Chinese Society of Particulogy and receive e-mail of ISPF2022.

\* Country/Region  Please select

City  Please enter

\* Affiliation  Please enter  
Organization or affiliation (In English)

Department  Please enter

Passport Number  Please enter

Resume  **B I Ω × ×'**  
Characters: 0, Words: 0

The biography should be brief and no more than 250 words.

Figure 3. Enter the registration information.

4. Then you will enter your personal center. Click on **“Individual registration”** (as shown in red box in Figure 4.). Then click on your registration type, then click on **“Submit Immediately”**

然后您将进入个人中心。点击 **“Individual registration”**，点击您的注册类型，然后点击**“Submit Immediately”**提交。

**Individual registration**

Home Page

Individual registration

Abstract Submission

My Orders

Personal Information

Password Modification

Welcome to attend the The International Symposium on Plasma & Fine Bubbles (ISPF2022) which will be hosted from August 2

**Individual registration**  
Unpaid

**E-Badge**

**Abstract Submission**  
Abstract Not Submitted

**Personal Information**

**Individual registration**

Registered to attend

1 Individual registration

Online Student Normal Registration Fee  
USD:80.00

Please upload your student ID (including student ID number)

Upload file size(The total size of the input file doesn't exceed 5M)

Online Normal Registration Fee  
USD:100.00

Welcome Note

Dear Colleagues,

It is our honor to announce that The International Symposium on Plasma & Fine Bubbles (ISPF2022, former ISPF19th renamed) will be held both online and offline (Halkou, China), August 22-25, 2022. This event is hosted by Chinese Society of Particology, Tongji University, Shanghai Advanced Research Institute of CAS, Donghua University, Southeast University.

Conference Registration Fee Type (Deadline)	Participation Type	Participant Type	Fee
Early Registration Fee (2022/7/15 23:59:59 Beijing, China CST(UTC+8))	Onsite	Students	¥4,500
		Others	¥4,500
		Others	(\$50 * ¥ 600)
Normal Registration Fee (2022/8/24 00:00:00 Beijing, China CST(UTC+8))	Onsite	Students	¥4,500
		Others	(\$50 * ¥ 600)
		Others	(\$100 * ¥ 600)

Cancellation fees:  
Free cancellation before 15th July;  
15th July and thereafter, fees cannot be cancelled, but the attendee can be changed or replaced.

We are pleased to invite you to participate in this symposium and present your new results in the field. If you have any questions, please don't hesitate to contact us by sending an email to Dr Pan Li (lipan@tongji.edu.cn) or Dr Lijuan Zhang (zhanglijuan@semi.ac.cn)

We are looking forward to seeing you in Halkou, China!

Sincerely yours,  
Program Committee of The International Symposium on Plasma & Fine Bubbles (ISPF2022)

**Submit Immediately**

Figure 4. Personal center

**Please note that:  
Student members will  
need to upload student  
ID to prove your identity.  
请注意:  
学生会员需要上传您的  
学生证以证明学生身份。**

Registration fee depends on your selection of registration type, as shown in the chart below.

注册费取决于您所选择的注册类别，如下方表格所示。

Conference Registration Fee Type	Participation Form	Participation identity	Fee (currency)	Deadline
Early Registration Fee	<del>On site</del>	<del>Students</del>	<del>1400 CNY</del>	2022/7/5 0:00
		<del>Others</del>	<del>1600 CNY</del>	
	Online	Students	60 USD(400 CNY)	
		Others	80 USD(600 CNY)	
Normal Registration Fee	<del>On site</del>	<del>Students</del>	<del>1500 CNY</del>	2022/8/24 0:00
		<del>Others</del>	<del>1800 CNY</del>	
	Online	Students	80 USD(600 CNY)	
		Others	100USD(800 CNY)	

## For participants in China: 对于中国境内的参会人员:

4.1 Please fill in the information for invoice heading (as shown in Figure 4.1) and the email address you receive the invoice.  
请填写发票抬头相关信息（如图4.1）以及您用来接收发票的电子邮箱地址。

The image shows a screenshot of a web application interface for adding invoice header information. On the left, a sidebar contains navigation links: 个人中心 (Personal Center), 首页 (Home), Individual registration, Abstract Submission, 酒店预订 (Hotel Booking), 支付订单管理 (Payment Order Management), 个人信息 (Personal Information), and 账号密码 (Account and Password). The main content area displays the '费用类型' (Fee Type) section with details for 'On Site Early Registration Fee' and a '发票信息' (Invoice Information) section. A red box highlights the '+ 添加发票抬头' (Add Invoice Header) button. A blue arrow points from this button to a detailed form on the right titled '添加发票抬头' (Add Invoice Header). This form includes the following fields and options:

- \*单位类型:  企业性单位(有税号)
- \*发票抬头/单位名称: 请输入发票抬头/单位名称
- \*纳税人识别号: 请输入纳税人识别号
- 设为默认:  开启
- 开户银行名称: 请输入开户银行名称
- 基本开户账号: 请输入基本开户账号
- 注册固定电话: 请输入注册固定电话
- 营业执照登记地址: 请输入营业执照登记地址

温馨提示: 开户银行名称、基本开户账号、注册固定电话和营业执照登记地址四项如果填写一项其他三项也必须填写

At the bottom of the form is a blue '立即提交' (Submit Immediately) button.

Figure 4.1. information for invoice

4.2 Please select your method of payment by clicking on “微信”, “支付宝” or “新版首信易”, then click on “确认付款” to continue, as shown in Figure 4.2.

请通过点击“微信”、“支付宝”或“新版首信易”来选择付款方式，并点击“确认付款”以继续，如图4.2所示。

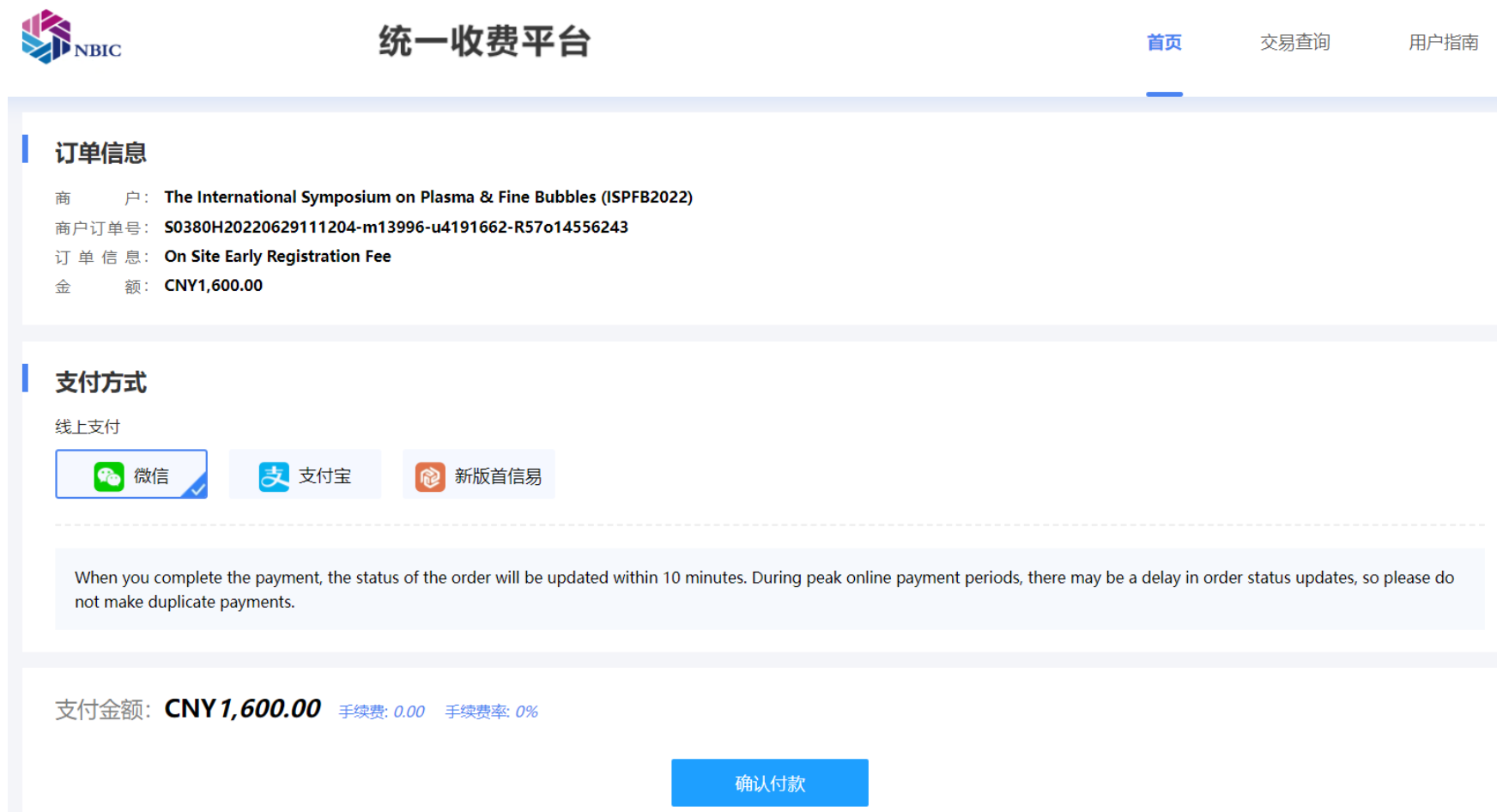


Figure 4.2. Please select your method of payment.

4.3 Please complete the payment according to the payment method you selected, as shown in Figure 4.3.

请根据您所选择的付款方式完成支付，如图4.3所示。

The image displays a payment checkout interface for '首信易支付' (Sinxin Easy Payment). The top right corner shows the 'Checkout 收银台' (Checkout Counter) logo. The main content area includes a '公告' (Notice) section, a confirmation message: '您正在使用 即时到账交易：付款后资金将直接进入 中国颗粒学会 账户' (You are using instant payment: funds will go directly to the China Particle Society account), and order details: '订单金额: 1600.00 人民币' (Order amount: 1600.00 RMB) and '笔数: 1笔' (1 transaction).

Below the order details, there is a '请选择支付方式' (Please select payment method) section. It features two options: '扫码支付' (QR code payment) and '易码付' (Easy Code Pay), with '易码付' highlighted by a red box. Under '扫码支付', there are radio buttons for '微信' (WeChat) and '支付宝' (Alipay). A large orange '提交' (Submit) button is at the bottom.

On the left side, there are two QR code payment prompts. The first is for WeChat: '请使用微信扫一扫支付' (Please use WeChat scan to pay) with a payment amount of '¥1600.00'. Below it is a QR code with a blue cloud watermark and a dark grey button that says '打开“微信扫一扫” 扫描二维码完成支付' (Open 'WeChat scan' to complete payment by scanning the QR code). The second prompt is for Alipay: '请使用支付宝扫一扫支付' (Please use Alipay scan to pay) with a payment amount of '¥1600.00'. Below it is a QR code with a blue cloud watermark and a dark grey button that says '打开“支付宝扫一扫” 扫描二维码完成支付' (Open 'Alipay scan' to complete payment by scanning the QR code).

At the bottom right, a semi-transparent overlay window titled '易码付' (Easy Code Pay) is visible. It contains the same order details and payment method selection options as the main interface, along with a QR code and a '提交' (Submit) button. A message above the QR code reads: '支付成功之前，请勿关闭二维码页面。' (Do not close the QR code page before payment is successful).

Figure 4.3. Please select your method of payment then click on “submit”.



5. You can also find your order in “My Orders” and complete the payment later by clicking on “Pay”, as shown in Figure 5.

您也可以在“My Orders”中找到您的订单并稍后完成付款，如图5所示。

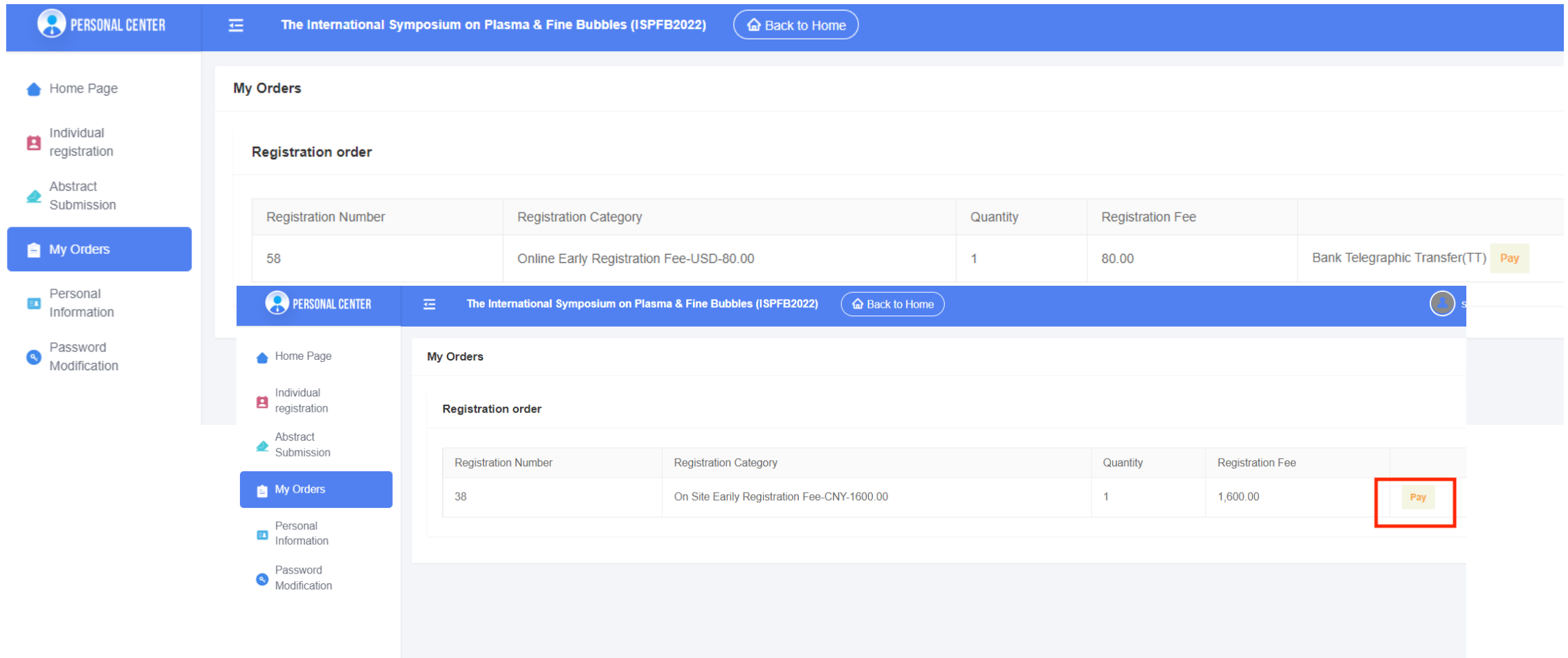


Figure 5. You can find your order in “My Orders” and complete the payment later.

## For overseas participants (outside of China):

### 对于中国境外的参会人员:

4.1 Invoice is only applicable to Chinese delegates. For Oversea Participants please select “No” (as shown in Figure 4.1 below).

The RECEIPT can be downloaded from “Personal Center – My Orders” after your payment completed.

发票仅适用于中国参会者。海外参会者请选择“No”。收据可以在付款完成后通过“个人中心-我的订单”下载。

The screenshot shows a web interface for selecting a registration fee type. On the left is a navigation menu with items: Home Page, Individual registration, Abstract Submission, My Orders, Personal Information, and Password Modification. The main content area is titled "Registration Fee Type" and displays "Registration Fee Type: Online Early Registration FeeUSD80.00\*1" and "Payment amount: USD80.00 UNPAID". Below this, a red-bordered box contains the instruction: "For Oversea Participants please download the RECEIPT from your 'personal center-my orders' after completed your payment." Underneath the instruction, there is a label "Invoice applicable to Chinese delegates" followed by a radio button labeled "No", which is highlighted with a red square. At the bottom right, there is a blue button labeled "Submit immediately".

Figure 4.1. Invoice is only applicable to Chinese delegates. For Oversea Participants please select “No”.

4.2 Please select your method of payment by clicking on **“PayEase”**, then click on **“Confirm”** to continue, as shown in Figure 4.2.

请通过点击**“PayEase”**来选择付款方式，并点击**“Confirm”**以继续填写支付信息，如图4.2所示。

The screenshot displays the PayEase payment interface. On the left, the 'Payment Option' section shows 'PayEase' selected. Below it, the 'Confirm' button is highlighted with a red box and a red arrow. The right panel, titled 'Payment Method', contains two main sections: 'Card Information' and 'Order Information'. The 'Card Information' section includes fields for Card Number, Expiration Date Month and Year, CVV2/CVC2/CAV2/CID, First name, and Last name. The 'Order Information' section shows the Order ID and Payment Amount (USD 100.00). A 'continue' button is located at the bottom right of the 'Payment Method' section. The footer of the page contains the copyright notice: 版权所有©1999-2020 PayEase (Beijing) Technology Ltd. All rights reserved.

Figure 4.2. Please select your method of payment.

4.3 Please complete the payment according to the instructions on the page, upload your payment voucher, then click on **“Confirm”** to continue, as shown in Figure 4.2.

请根据页面上的指示完成付款，上传您的支付凭证，并点击 **“Confirm”** 以继续，如图4.2所示。

The image shows a payment confirmation page for a conference registration fee. The page is titled "统一收费平台" (Unified Payment Platform) and displays the following information:

- Order:** Merchant: [Redacted], Merchant Order Number: 50380H20220629104947-m13996-u4191676-R58o14556150, Amount: USD 80.00
- Payment Option:** Offline payment (selected), Bank Telegraphic Transfer(TT), Upload a proof of payment
- Instructions:** The participants on Chinese mainland can pay by bank transfer, online payment (WeChat, Alipay) or on-site credit card payment.
- Account Information:** Account bank (开户行): Industrial and Commercial Bank of China Beijing Haidian West District Sub-branch, 中国工商银行北京海淀西区支行(国内汇款用中文), Account number (帐号): 0200004509014413416, Name(开户名称): Chinese Society of Particurology, 中国颗粒学会(国内汇款用中文), Invoice content (发票内容): Conference registration fee, 会议注册费, Address: No. 1 North 2nd Street, Zhongguancun, Haidian District, Beijing, Telephone: 8610-62647647 (Ms Han), E-mail: xzhan@ipe.ac.cn
- Service Charge:** USD 0.00, Service Charge Rate: 0%, Payment Amount: **USD 80.00**
- Confirm** button

An arrow points from the "Upload a proof of payment" button to a callout box for "Offline payment". The callout box contains the following information:

- Offline payment** (with an icon of a hand holding a coin)
- Payment method: Bank Telegraphic Transfer(TT)
- Buttons: View orders, Back to Home
- 4sAfter Automatically Back to home page

Figure 4.3 Please complete the payment according to the instructions on the page.

5. You can also find your order in “My Orders” and complete the payment later by clicking on “Pay”, as shown in Figure 5.

您也可以在“My Orders”中找到您的订单并稍后完成付款，如图5所示。

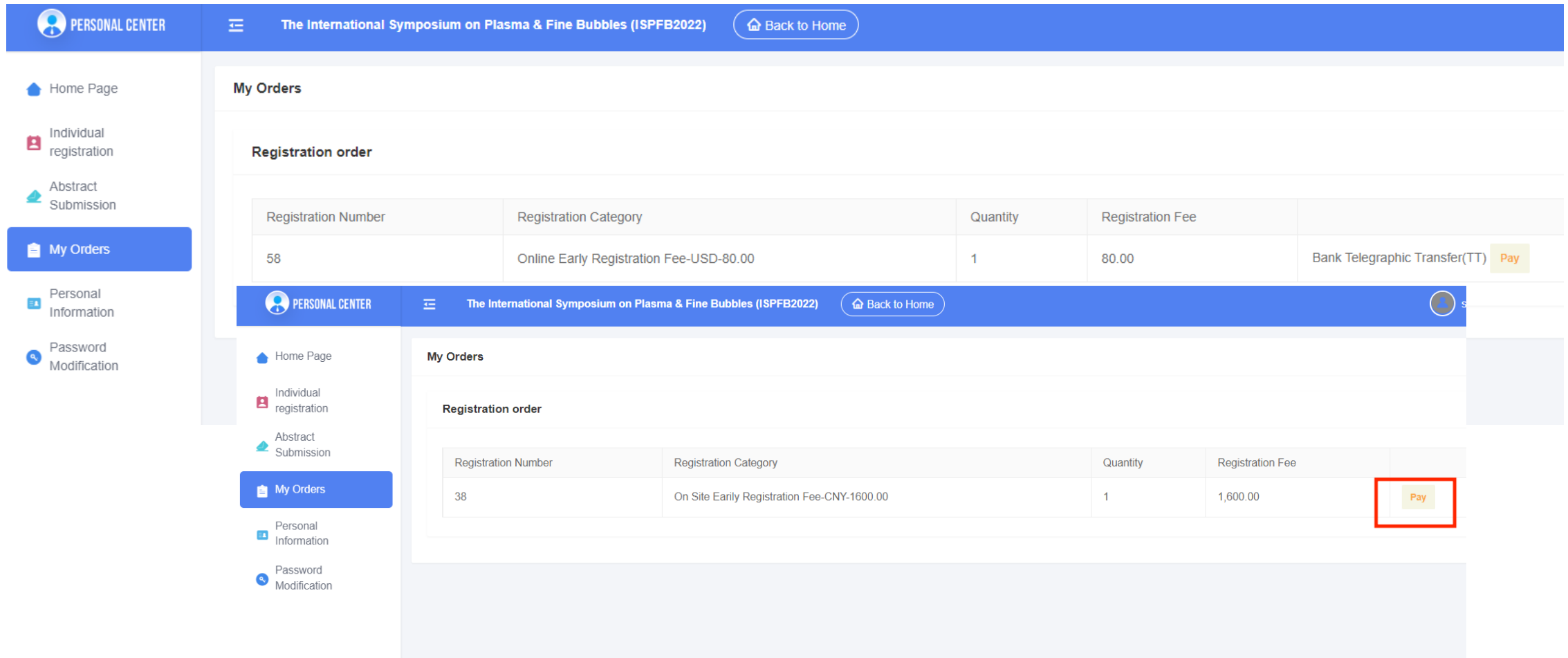


Figure 5. You can find your order in “My Orders” and complete the payment later.

6. You can edit your personal information by clicking on “**Personal Information**”, as shown in Figure 6.

您还可以通过点击 “**Personal Information**” 编辑您的个人信息，如图6所示。

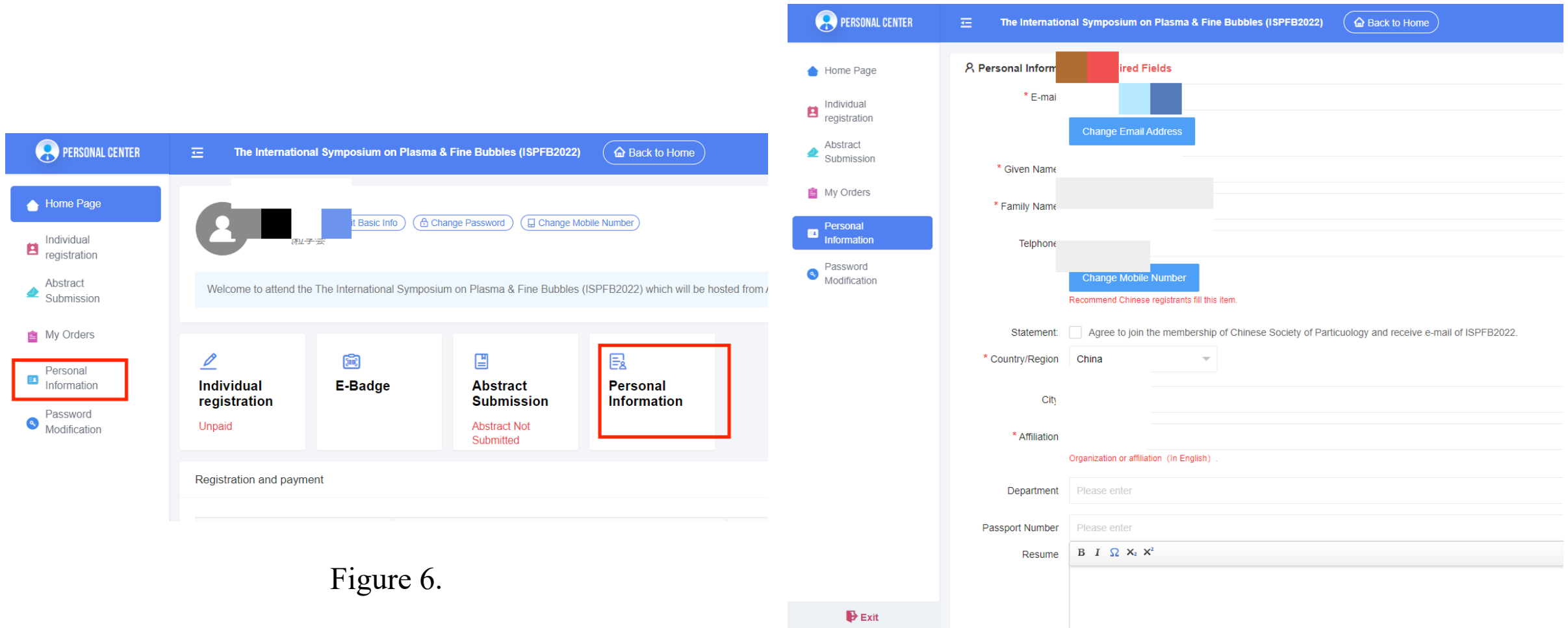


Figure 6.

Congratulation!

You have successfully **registered** the The International Symposium on Plasma & Fine  
Bubbles (ISPFB2022).

You will receive **a successful-registration reminder email and message** later.

恭喜！

您已经成功注册了2022年微纳气泡-等离子体国际会议。

稍后您将收到注册成功的提醒电子邮件和短信。

# Abstract Submission Guide 摘要提交指南

After you registration, you can submit your abstract. 注册后，您可以提交摘要。

1. Click on “**Abstract submission**”. 点击 “**Abstract submission**”。

Please read the submission notice carefully, then click on “**Start Submission**” to submit your abstract.

请在仔细阅读摘要提交说明后，点击 “**Start Submission**” 以提交您的摘要。

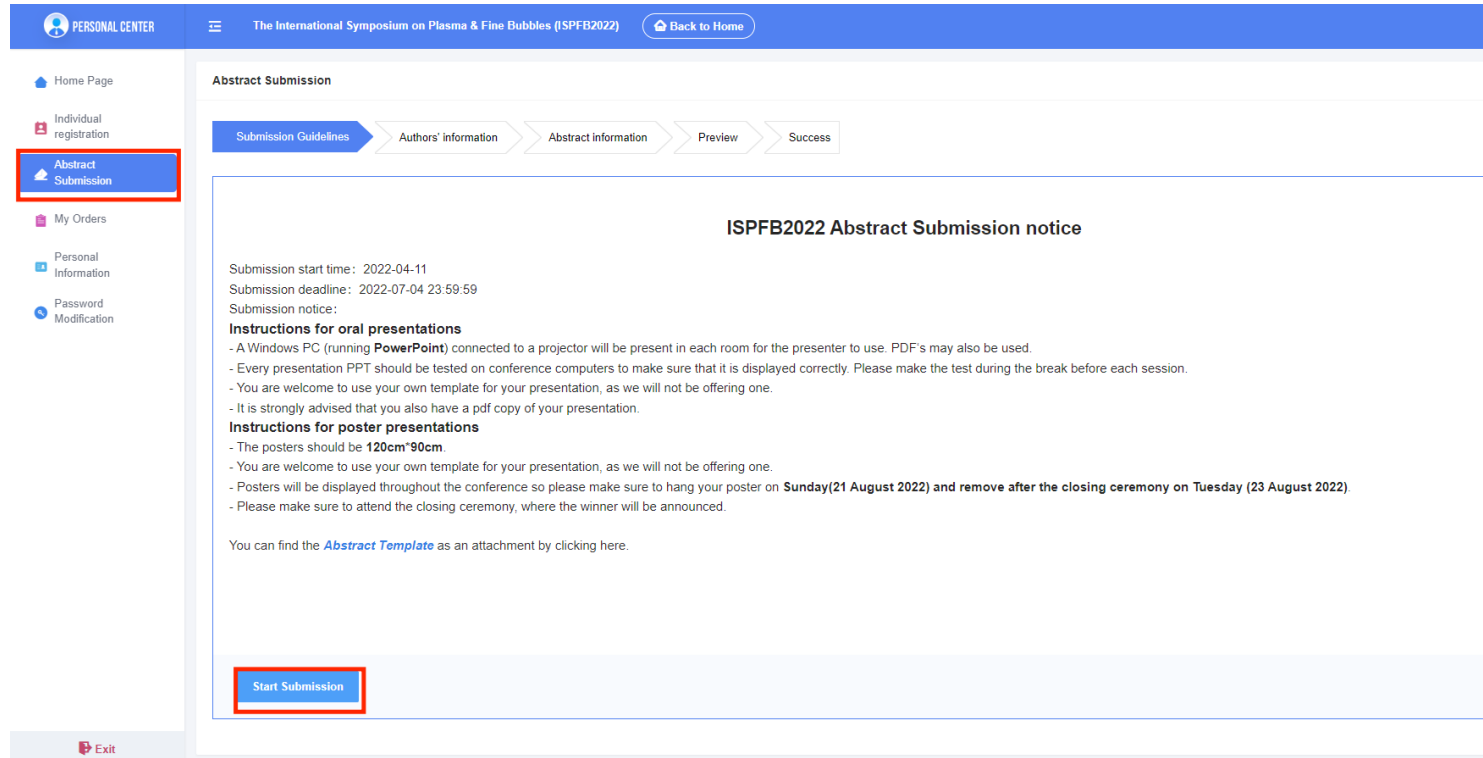


Figure 7. Abstracts submission page.



2. In the next step, the Authors' information, Please carefully fill in the information as shown. The content with a red asterisk must be filled in.

下一步是作者的信息，请认真填写相应内容。带红色星号的内容必须填写。  
All abstracts should be submitted and presented in clear **English** with accurate grammar and spelling of a quality suitable for publication.

所有摘要均应以清晰的**英语**提交，并以准确的语法和正确的拼写进行呈现。

PERSONAL CENTER

The International Symposium on Plasma & Fine Bubbles (ISPF2022) Back to Home

Home Page

Individual registration

Abstract Submission

My Orders

Personal Information

Password Modification

**Abstract Submission**

Submission Guidelines Authors' information Abstract information Preview Success

I'm the first author. (Please check here, if you are the first author. Otherwise, please fill in the first author's information.)

姓 Family Name\*

名 Given Name\*

国家/地区 Country/Region\* China

机构 Institution\*

部门 Department\*

地址 Address\*

邮政编码 Postal Code\*

电子邮箱 E-mail\*

手机 Cell Phone

出生日期 Date of Birth

Back | Please read the Instructions to Authors Next | Fill in information of the other authors

Figure 8. Abstract submission page.

3. Click **“fill in the information of the other authors”** to fill in the information of presenting authors.

点击 **“fill in the information of the other authors”** 以完成汇报作者的信息。

PERSONAL CENTER    The International Symposium on Plasma & Fine Bubbles (ISPF2022)    Back to Home

Home Page  
Individual registration  
Abstract Submission  
Submission Management  
My Orders  
Personal Information  
Password Modification

Abstract Submission

Abstract Submission

Submission Management

My Orders

Personal Information

Password Modification

Exit

Abstract Submission

Submission Guidelines    Authors' information    Abstract information    Preview    Success

汇报作者  
姓  
名  
电子邮箱  
手机号码  
机构

Presenting Author

Family Name\*

Given Name\*

E-mail\*

Cell Phone\*

Institution\*

Back | Fill in information of the author    Next | Fill in information of the other authors

Figure 9. Abstract submission page.

4. Click **“fill in the information of the other authors”** to fill in the information of all authors. (Note that the author information that has been filled in before has been automatically filled in)

点击 **“fill in the information of the other authors”** 以完成所有作者的信息。（注意前面已经填写过的作者信息此处已自动填写）

**PERSONAL CENTER** The International Symposium on Plasma & Fine Bubbles (ISPF2022) [Back to Home](#)

**Abstract Submission**

Submission Guidelines **Authors' information** Abstract information Preview Success

Institution [+ Add Institution](#)

All Author [+ Add Author](#)

**No. 1 Author**

Given Name  Family Name\*   Corresponding author

E-mail\*

Email\*

Work Unit 1

[+ Add Work Unit](#)

All Author [+ Add Author](#)

**Add other authors here**  
此处添加其他作者

[Back | Fill in information of the author](#) [Next | Fill in information of manuscript](#)

[Exit](#)

Choose whether to be the corresponding author (if yes, you need to fill in the email address below)

选择是否为通讯作者（如果是，需要在下方填写电子邮箱）

Figure 10. fill in the information of all authors.

5. Click “fill in the information of manuscript” to fill in the information of abstract and upload your abstract  
点击“fill in the information of manuscript”以完成摘要的信息并且上传你的摘要。

The screenshot shows the 'Abstract Submission' page in a web application. The page has a blue header with 'PERSONAL CENTER' and 'The International Symposium on Plasma & Fine Bubbles (ISPF2022)'. A navigation bar shows the progress: 'Submission Guidelines' (checked), 'Authors' information' (checked), 'Abstract information' (active), 'Preview', and 'Success'. The 'Abstract information' section includes:

- 汇报形式 (Presenting Type):** Radio buttons for Oral, Poster, Invited, and Plenary.
- 主题 (Topic):** A dropdown menu labeled 'Select'.
- 文章名称 (Title):** A text input field.
- 摘要内容 (Abstract Content):** A rich text editor with a toolbar (B, I, Ω, x, x²) and a character/word count at the bottom right (Characters: 0, Words: 0).
- 关键词 (Key words):** A text input field.
- 上传文件 (Upload Attachment):** A section with 'Select & Upload' and 'Delete' buttons. Below it, a note says: 'Upload file type: rar, zip, pdf, doc, docx Please download and use the abstract template.'

At the bottom of the form, there are two buttons: 'Back | Fill in information of the author' and 'Next | Preview manuscript'. A footer bar contains an 'Exit' button.

Figure 11. Abstract information.

6. Click **“Preview manuscript”** to confirm your abstract content. If there are no problems, please click

**“Submission completed”**

点击 **“Preview manuscript”** 以确认你的摘要内容。如果没有问题，请点击提交完成。



Figure 12.

Congratulation!

You have successfully **Contributed** to The International Symposium on Plasma & Fine Bubbles (ISPFB2022).

You will receive **a successful Contribution reminder email and message** later.

恭喜！

您已经成功投稿摘要到微纳气泡-等离子体国际会议（ISPFB2022）。

稍后您将收到成功投稿摘要的提醒电子邮件和短信。